

FAMILY PLANNING MONTHLY LOGISTICS REPORT

December 2017



**Management Information System (MIS)
Directorate General of Family Planning (DGFP)**

6, Kawran Bazar, Dhaka1215

Email: dirmisfp@gmail.com, dirlsdgfp@gmail.com
www.dgfp.gov.bd, www.scmpbd.org

Government of the People's Republic of Bangladesh
Directorate General of Family Planning
Management Information System (MIS)
6, Kawran Bazar, Dhaka- 1215
www.dgfp.gov.bd

Memo No. DGFP/MIS/09(Report)/04/2017/104

Date: 28 January, 2018.

Sub: Family Planning Monthly Logistics Report for the Month of December' 2017.

Family Planning Monthly Logistics Report for the Month of December' 2017 is sent herewith for your kind information & necessary action. This report is prepared on the basis of Form-7 submitted by Warehouses and Form-7B submitted by Upazila Family Planning Offices by using WIMS & UIMS operational tools. It provides useful information on monthly distribution and stock balance of all the major contraceptives & DDS Kits of Warehouse/Upazila Stores. A summary of important events happened during reporting month included in this report. For more information you are requested to visit at www.scmpbd.org web site.

Comments and suggestions for improvement of this report will be highly appreciated.



28.01.2018

(Suleman Khan)

Joint Secretary (MEFW Division)
and

Director & Line Director (MIS)

Phone: 9146262

Mail: dirmisfp@gmail.com

Memo No. - DGFP/MIS/09(Report)/04/2017/104/1(202)

Date: 28 January, 2018.

Copy of the report forwarded to:

1. Secretary, Medical Education & Family Welfare Division (MEFW Division), Bangladesh Secretariat, Dhaka.
2. Additional Secretary (Admin), (MEFW Division), Bangladesh Secretariat, Dhaka.
3. Joint Secretary (Development), (MEFW Division), Bangladesh Secretariat, Dhaka.
4. Joint Chief (Planning), Health Service Division, Bangladesh Secretariat, Dhaka
5. Joint Chief (Population & Planning wing), Planning commission, Sher-e-Bangla Nagar, Dhaka.
6. Joint Chief (Planning), Program Management and Monitoring Unit (PMMU), Azimpur, Dhaka-1205.
7. Deputy Chief (Planning), (ME&FW Division), Bangladesh Secretariat, Dhaka.
8. P.S. to the Honorable Minister, Ministry of Health and Family Welfare, Bangladesh Secretariat, Dhaka, for kind information of the Honorable Minister.
9. P.S. to the Honorable State Minister, Ministry of Health and Family Welfare, Bangladesh Secretariat, Dhaka, for kind information of the Honorable State Minister.
10. Director Administration, Directorate General of Family Planning, 6 Kawran Bazar, Dhaka 1215.

11. Director Logistics & Supply and Line Director (Procurement, Storage & Supply Management), Directorate General of Family Planning, 6 Kawran Bazar, Dhaka 1215.
12. Director Finance & Line Director (Family Planning Field Service Delivery), Directorate General of Family Planning, 6 Kawran Bazar, Dhaka 1215.
13. Director (IEM) & Line Director (Information, Education and Communication), Directorate General of Family Planning, 6 Kawran Bazar, Dhaka 1215.
14. Director Planning & Line Director (Planning Monitoring and Evaluation), Directorate General of Family Planning, 6 Kawran Bazar, Dhaka 1215.
15. Line Director (Maternal, Child, Reproductive and Adolescent Health), Directorate General of Family Planning, 6 Kawran Bazar, Dhaka 1215.
16. Line Director (Clinical Contraception Services Delivery Program), Directorate General of Family Planning, 6 Kawran Bazar, Dhaka 1215.
17. Divisional Director, Family Planning, Dhaka / Chittagong / Rajshahi / Khulna / Sylhet / Barisal/ Rangpur Division.
18. Deputy Chief (FW)/ (Health), Ministry of Health & Family Welfare, Bangladesh Secretariat, Dhaka.
19. Additional Director (Drugs and Stores), Directorate General of Family Planning, Central Warehouse, Mohakhali, Dhaka.
20. Deputy Director, Family Planning, ----- District (Your are requested to take appropriate measures to ensure timely online submission of Form 7B report from upazilas.
21. Supply Officer, Family Planning, ----- CWH/RWHs.
22. Assistant Maintenance Engineer, MIS Unit, DGFP (Requested to upload this report to DGFP website (www.dgfp.gov.bd).
23. Country Project Director, SIAPS/MSH, House: 3, Road: No. 23B, Gulshan-1, Dhaka-1212.
24. Country Director, the World Bank, E-32, Agargaon, Sher-e-Banala Nagar, Dhaka-1207.
25. Team Leader, Population & Health Team, USAID, Madani Avenue, Baridhara, Dhaka.
26. Country Representative, UNFPA, IDB Bhaban, Agargaon, Sher-E-Bangla Nagar, Dhaka.
27. Managing Director, SMC, SMC Tower, 33 Banani C/A, Dhaka-1213.
28. Documentation Center, IEM Unit, Directorate General of Family Planning, 6 Kawran Bazar, Dhaka.
29. PA to Director General, Directorate General of Family Planning, 6, Kawran Bazar, Dhaka 1215.
30. Office copy, MIS, DGFP, 6 Kawran Bazar, Dhaka -1215.
31. Concerned Organization/Person.



(Ajoy Ratan Barua)
Deputy Director (MIS)

Table Of Contents

	Page
1. DGFP Stock Status Report	1-2
2. National Receipts Quantity by Product by Month	3
3. National Level Contraceptive Summary Report	4
4. Stock Status Report at Different Levels	5
5. Contraceptive Stock Status by Product at Upazila Store and Field	6-10
6. Contraceptive Stock Status by Product at Regional Warehouses/Upazila	11-31
7. Month-wise Consumption Trend	32-34
8. Report on Upazila and Warehouse Having Stock Out in last month	35

1. DGFP Stock Status Report

Year →	2018												2019							2020										
	1	2	3	4	5	6	7	8	9	10	11	12	1	2	3	4	5	6	7	8	9	10	11	12	1	2	3	4	5	6
Min.-Max. →							Min							Max																
Product ↓	CS-27.50m : 2.6 mo																													
Condom	CS (27.05m) : 3.5 mon																													
*AMC = 10.53m	2017-18: GoB (Rev):39.38m																													
Pill	CS (27.05m) : 3.5 mon						2017-18: 55m= 8 months																							
*AMC = 7.63m	2017-18: RPA:55m; GoB (Rev):25m																													
IUD	CS (0.11m): 5.6 mon						2017-18: 0.45m= 22 months																							
*AMC = 20,196	2017-18: RPA- 0.45m																													
Injectables	CS -6.58.m: 6.9mon						2017-18: 9m= 10months																							
*AMC = 0.88m	2017-18 : GoB (Rev) : 8m; RPA : 9 m																													
Implant	CS - (0.28m) - 6.6 mon						2017-18: 0.6m= 14months																							
*AMC = 42,254	2017-18 : GoB(Dev)-0.4; RPA: 0.2m																													
Legend:																														
						Current Stock																								
						To be received																								
						Planned for FY 2017-18																								
AMC = Average Monthly Consumption																														
BER = Bid Evaluation Report																														
CCGP = Cabinet Committee on Govt Purchase																														
CS = Current Stock																														
NOA = Notification of Award																														
NO = No Objection																														
TEC = Tender Evaluation Committee																														
ICB = International Competitive Bidding																														
NCT = National Competitive Tendering																														
<p>*AMC is calculated based on past 6 months consumption</p> <p>Data Sources: DGFP/L&S unit, DGFP LMIS web site - https://scmpbd.org/</p> <p>Central Warehouse WIMS data and Approved DGFP Procurement Plan</p>																														

DGFP STOCK STATUS NOTES
(For Contraceptives)
Month: December 2017

CONDOM – Current national stock is 27.50 million pieces and this stock can be used up to March 2018.

- Planned for 2017-18: GoB (Rev) - 39.38 million pcs.
- Current status of 2017-18 procurement: Contract signed on 24.10.2017.

PILL – Current national stock of Oral Contraceptive Pill is 27.05 million cycles which will go up to March 2018.

- Planned for 2017-18: RPA - 55 million cycles, GoB (Rev) – 25 million cycles.
- Current status of 2017-18 procurement: 55 million cycles – Purchase summary approved by the Ministry on 16.01.2018 & 25 million cycles – contract signed on 12.12.2017.

IUD – Current national stock is 0.11 million sets and this stock can be used up to May 2018.

- Planned for 2017-18: RPA - 0.45 million sets.
- Donation from Marie Stopes – 0.065 million sets received.
- Current status of 2017-18 procurement: 0.45 million sets – TEC meeting held on 09.01.2018.

INJECTABLES – Current stock of 6.58 million vials and that can be used up to August 2018.

- Planned for 2017-18: (GoB-Rev) - 5 million vials & 3 million vials; RPA- 2 million vials (ICB) & 5 million vials (NCB).
- Current status of 2017-18 procurement: (GoB-Rev) - 6 million vials: received; 2 million awaiting for receipt. RPA- 4 million vials (ICB): IFB published – purchase summary approved by the Ministry on 16.01.2018 & 5 million vials (NCT): contract signed on 15.11.2017.

IMPLANT – Current stock is 0.28 million sets and this can be used up to July 2018.

- 2016-17: (GoB-Rev) - 0.2m sets, L/C opened, awaiting receipt.
- Planned for 2017-18: (GoB-Dev) - 0.4 million sets; RPA (GoB) – 0.2 million sets.
- Current status of 2017-18 procurement: (GoB-Dev) - 0.4 million sets: Offer opened on 29.10.2017, Purchase Summary sent to Ministry for approval; RPA (GoB) – 0.2 million sets: NOA issued on 19.12.2017.

You can also download the previous reports from <http://www.scmpbd.org/>

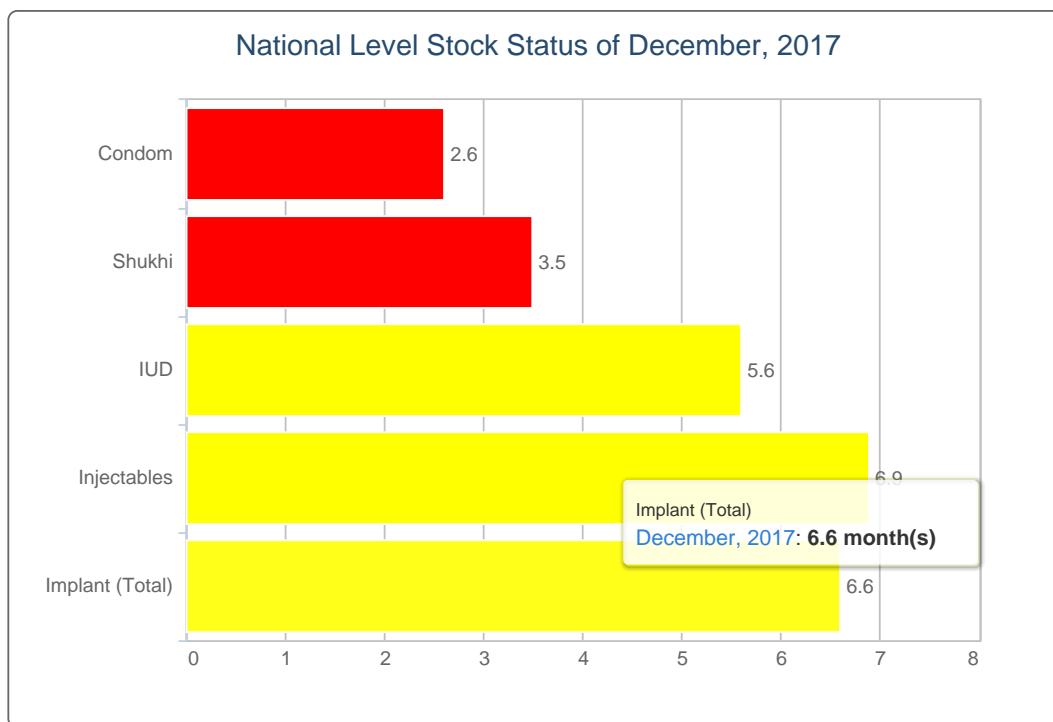
2. National Receipts Quantity by Product by Month

Contraceptive Received Report

Month: December, 2017

Item	Supplier	Receiver	Date Receipts	Qty
Condom	UNFPA	Dhaka CWH	31/12/17	1,195,200
Total				1,195,200
Injectables	Popular Pharmaceuticals Ltd.	Dhaka CWH	31/12/17	1,000,000
Total				1,000,000
Implant (Total)	MSD-NV Organon, Organon(India) Private Ltd.	Dhaka CWH	31/12/17	200,000
Total				200,000
Tab Misoprostol	UNFPA	Dhaka CWH	31/12/17	50,000
Total				50,000

3. National Level Contraceptive Summary Report

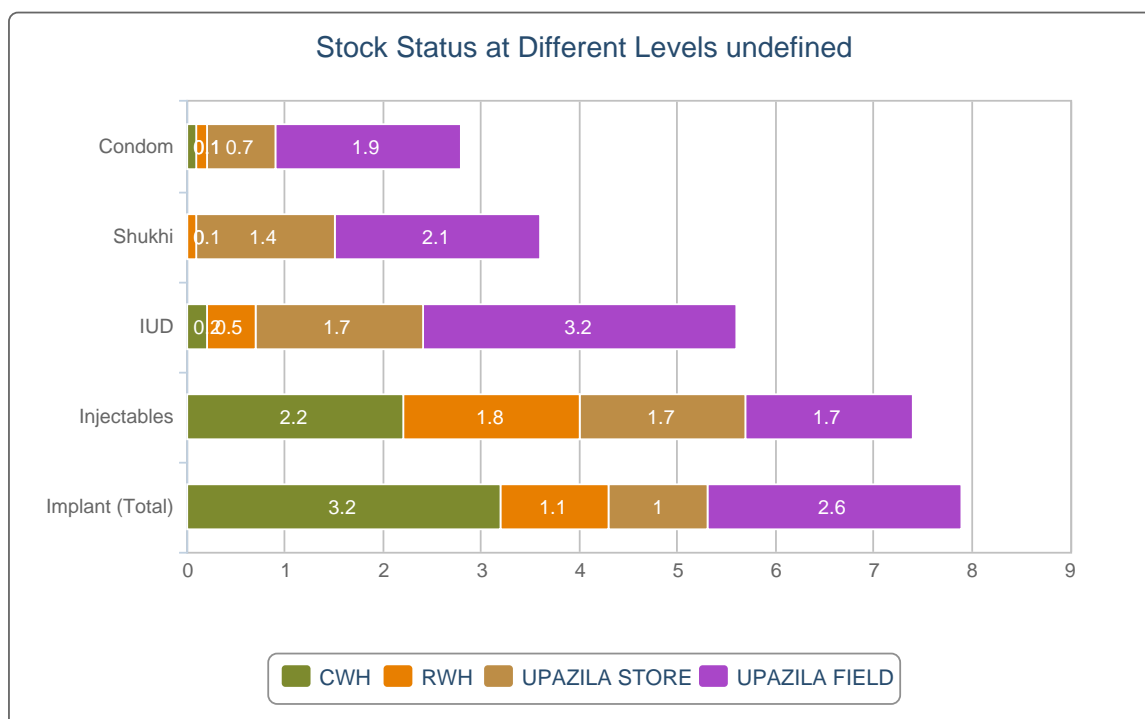


■ MOS less than 4.0
 ■ MOS 4.0 - 7.9
 ■ MOS 8.0 and above
 MOS = Month of Stock

National Level Stock Status of December, 2017

SL	Name of Products	Reported Consumption	Reported Closing Balance	Average Monthly Consumption	MOS
1	Condom	9,807,471	27,519,833	10,544,663	2.6
2	Shukhi	7,526,774	27,067,181	7,638,324	3.5
3	IUD	20,024	113,541	20,215	5.6
4	Injectables	880,795	6,585,285	949,688	6.9
5	Implant (Total)	35,672	280,951	42,271	6.6

4. Stock Status Report at Different Levels

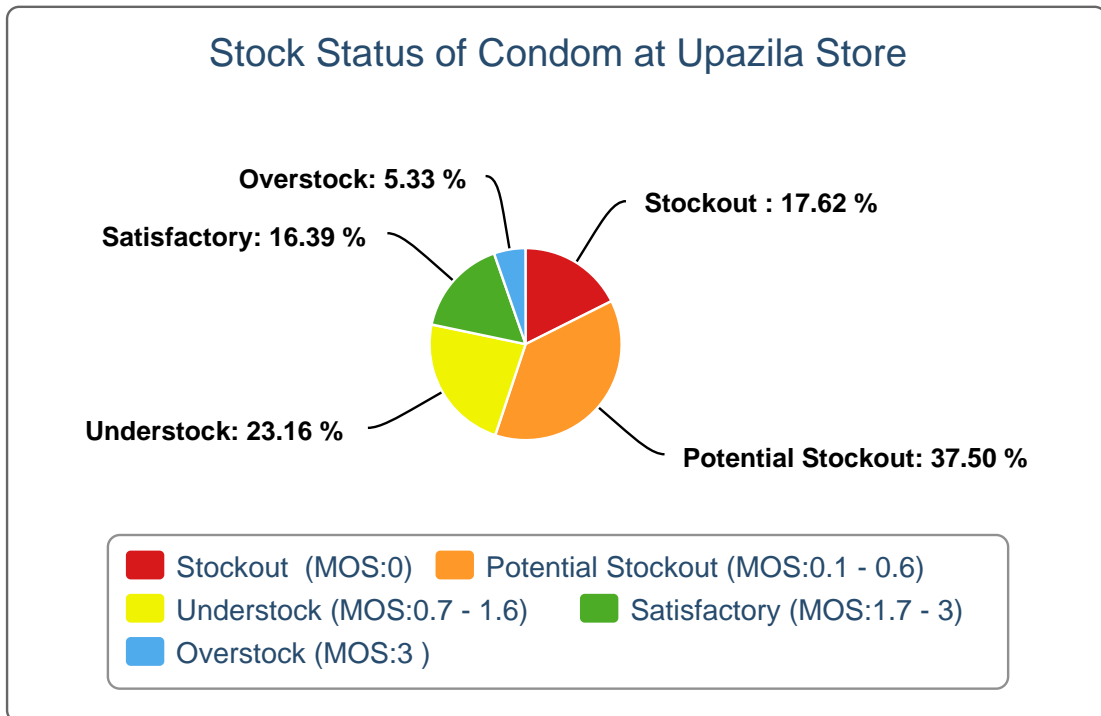


Stock Status at Different Levels December, 2017

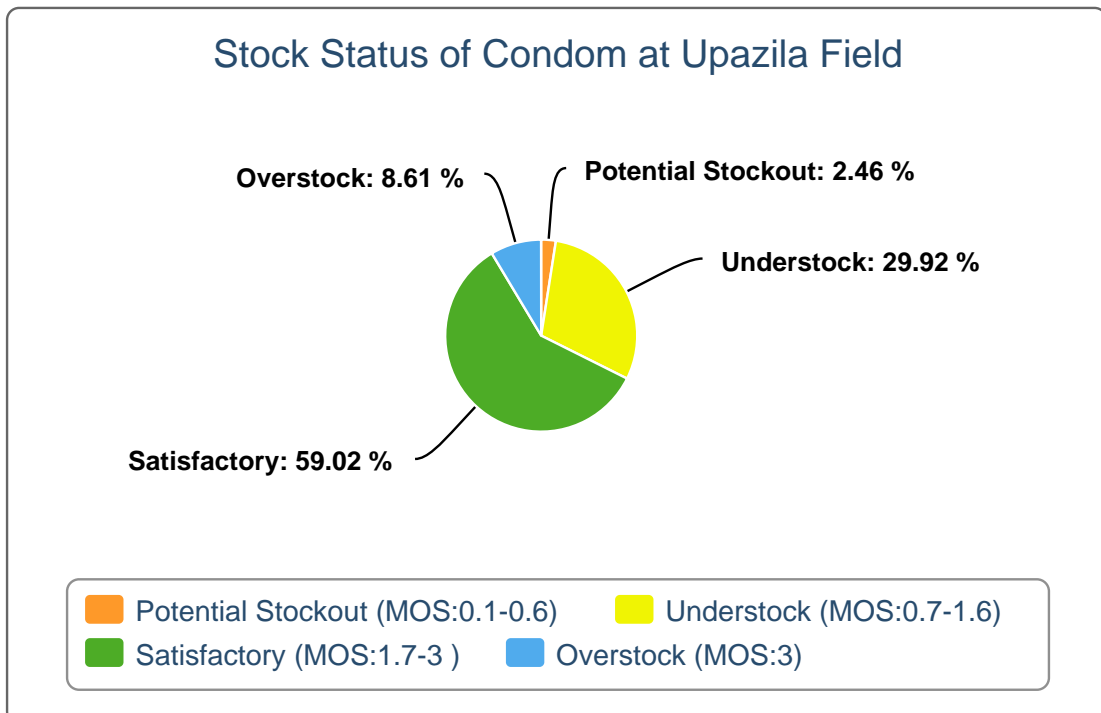
Products	Avg. Consump. of Last 6 Months	CWH Level	MOS	RWH Level	MOS	Upazila Level	MOS	Field Level	MOS	National Level	MOS
Condom	10,544,663	1,206,000	0.1	574,400	0.1	7,295,634	0.7	18,443,799	1.7	27,519,833	2.6
Shukhi	7,638,324	28,800	0	877,680	0.1	10,338,243	1.4	15,822,458	2.1	27,067,181	3.5
IUD	20,215	4,500	0.2	10,929	0.5	34,265	1.7	63,847	3.2	113,541	5.6
Injectables	949,688	1,960,900	2.1	1,602,900	1.7	1,529,432	1.6	1,492,053	1.6	6,585,285	6.9
Implant (Total)	42,271	112,874	2.7	39,400	0.9	36,228	0.9	92,449	2.2	280,951	6.6

5. Contraceptive Stock Status by Product at Upazila Store and Field

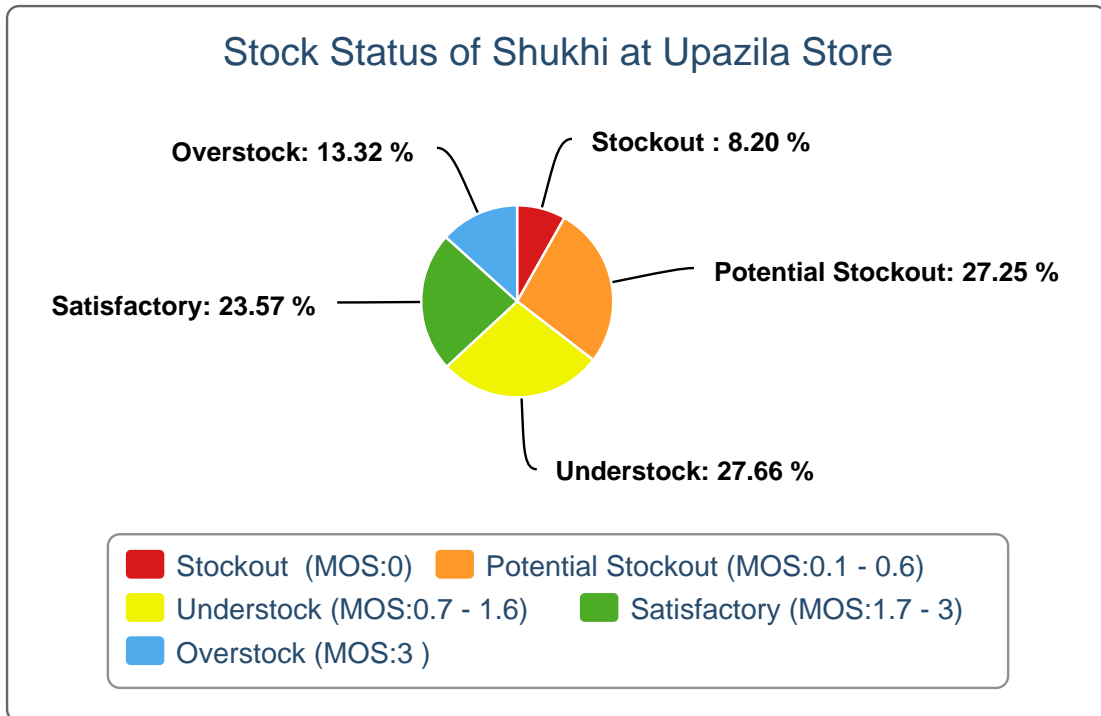
5(a).



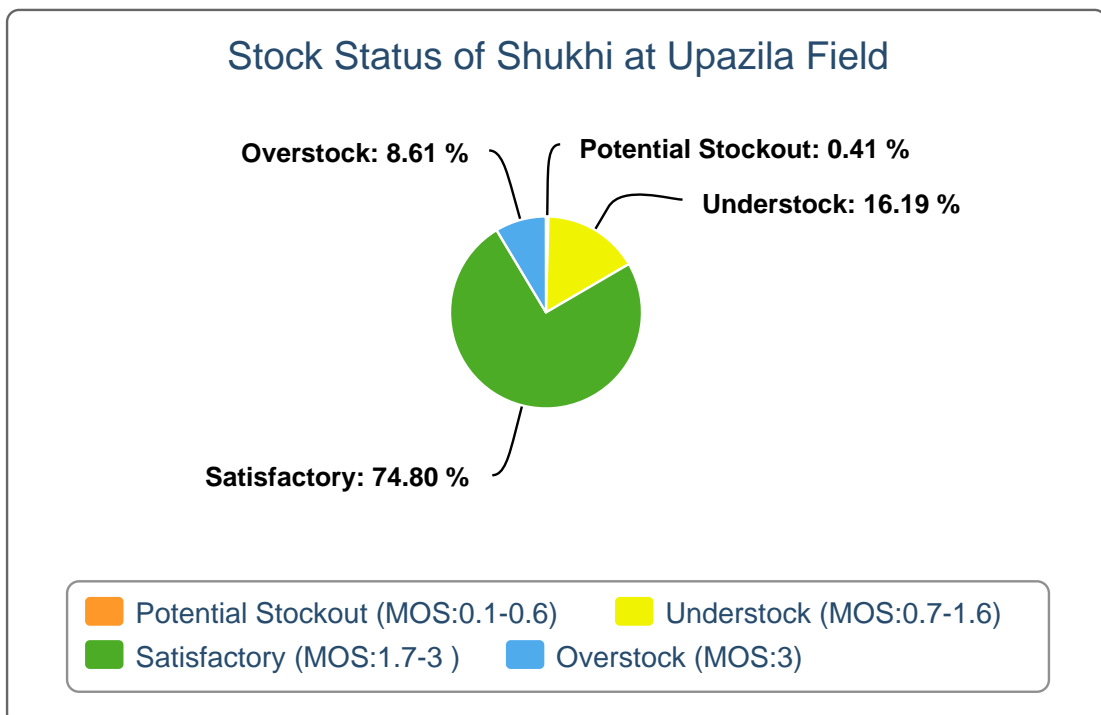
5(b).



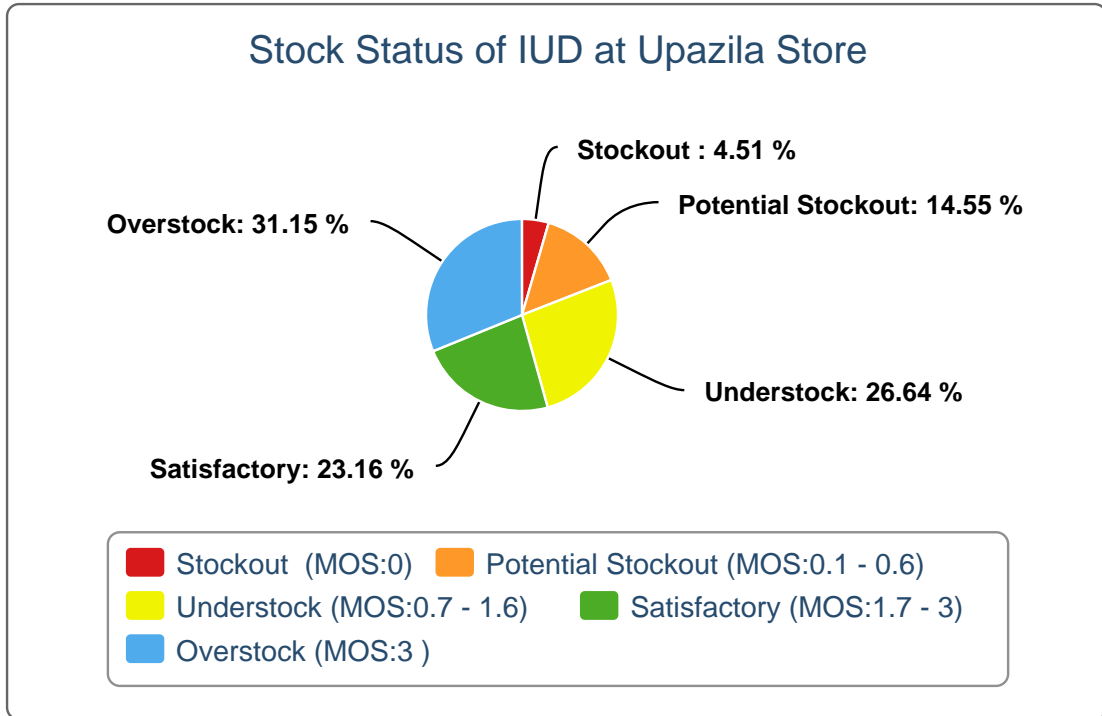
5(c).



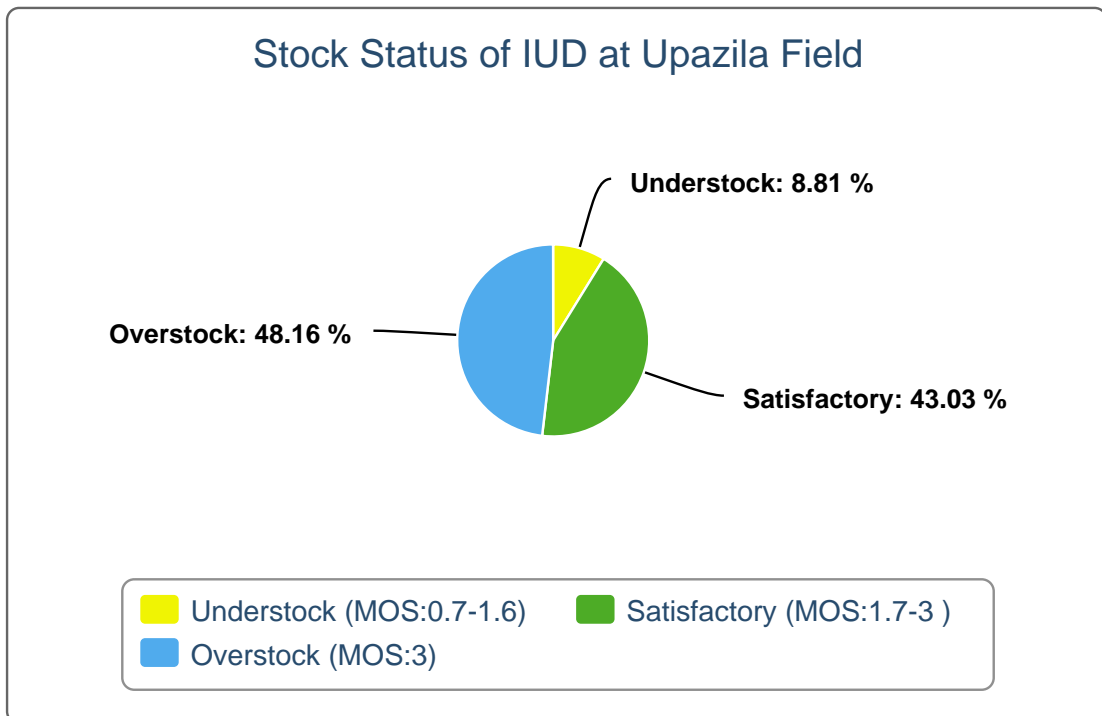
5(d).



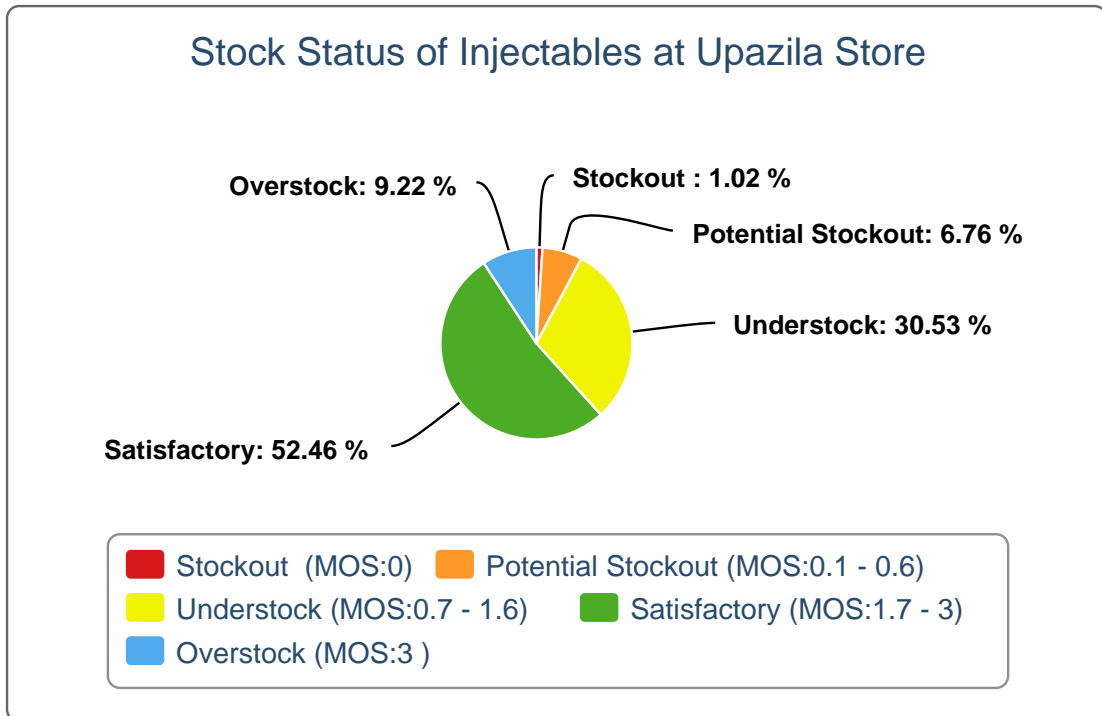
5(e).



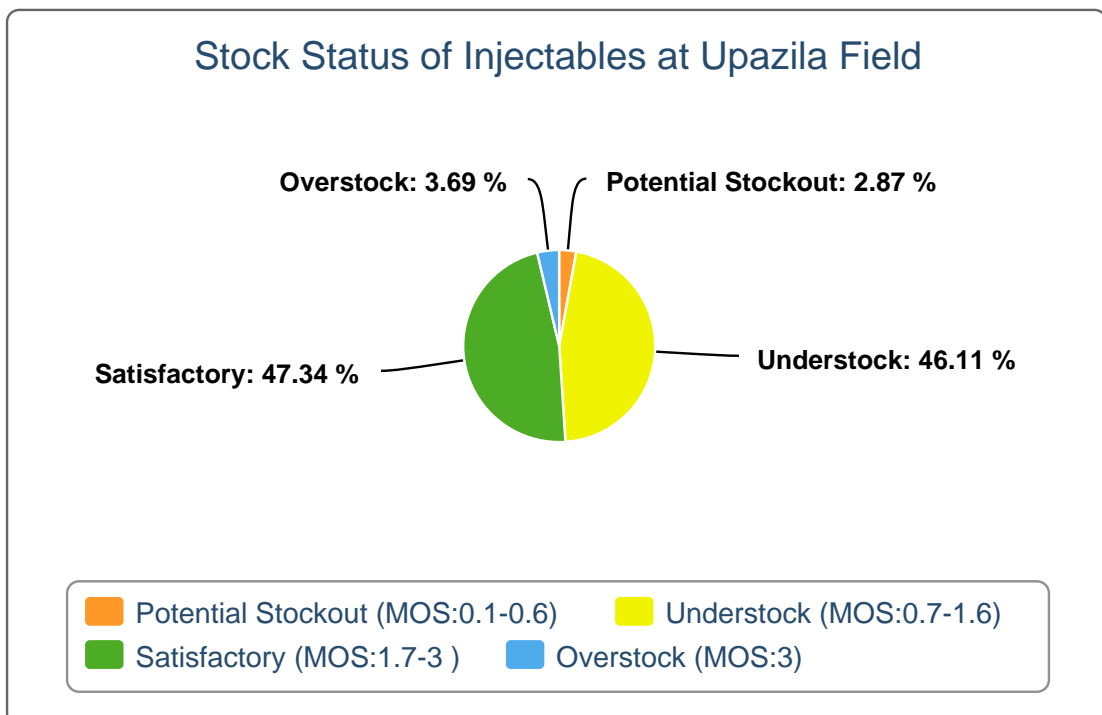
5(f).



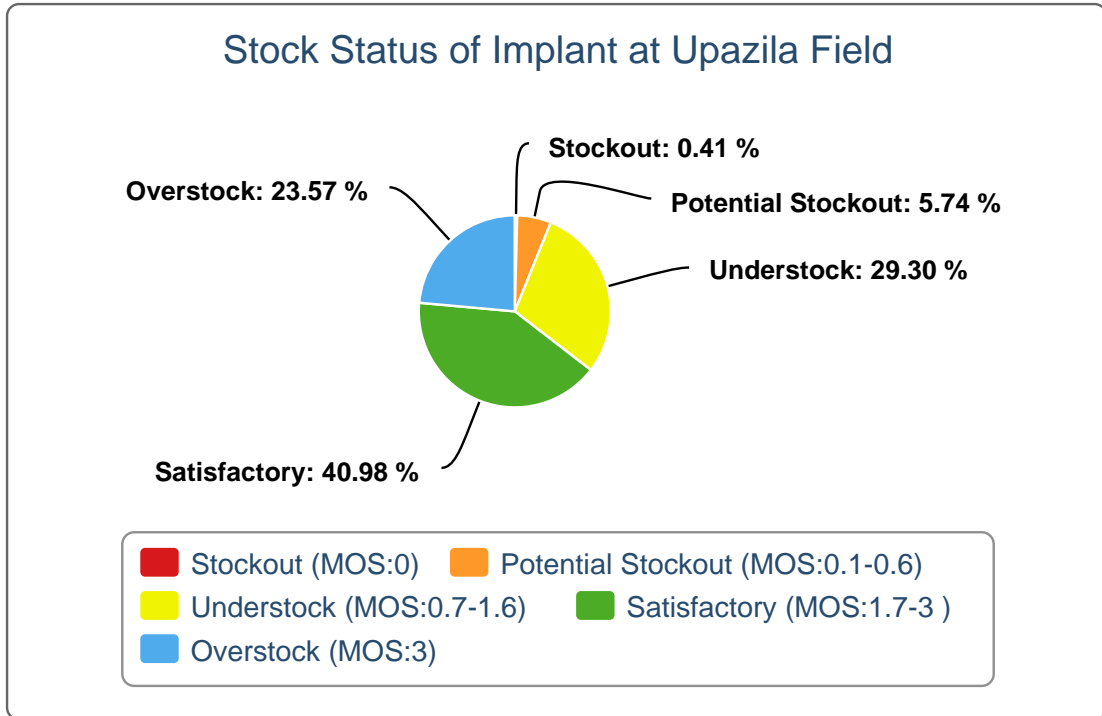
5(g).



5(h).



5(i).



6(a). Contraceptive Stock Status by Product at Regional Warehouses

SL	WH Name	Condom			Shukhi			IUD			Injectables			Implant		
		CBL	AMD	MOS	CBL	AMD	MOS	CBL	AMD	MOS	CBL	AMD	MOS	CBL	AMD	MOS
1	Bandarbon RWH	57,600	29,165	2.0	79,200	21,355	3.7	200	117	1.7	3,000	3,348	0.9	166	239	0.7
2	Bhola RWH	5,700	134,651	0.0	4,320	94,474	0.0	450	388	1.2	98,000	38,512	2.5	1,332	658	2.0
3	Bogra RWH	0	538,292	0.0	448,560	427,213	1.0	150	1,066	0.1	58,400	35,128	1.7	720	3,833	0.2
4	Chittagong RWH	4,100	556,595	0.0	0	374,834	0.0	500	1,508	0.3	49,500	59,621	0.8	4,048	2,661	1.5
5	Comilla RWH	3,000	767,671	0.0	0	413,998	0.0	2,310	1,737	1.3	91,000	69,017	1.3	4,046	2,062	2.0
6	Dhaka CWH	1,206,000	1,596,988	0.8	28,800	937,451	0.0	4,500	2,822	1.6	1,960,900	114,495	17.1	112,874	3,802	29.7
7	Dinajpur RWH	0	193,286	0.0	0	337,434	0.0	650	618	1.1	133,000	38,866	3.4	6,026	2,495	2.4
8	Faridpur RWH	0	708,763	0.0	1,440	435,573	0.0	50	1,476	0.0	68,000	47,408	1.4	648	3,118	0.2
9	Jamalpur RWH	64,800	361,150	0.2	23,040	258,110	0.1	250	644	0.4	105,000	31,640	3.3	2,182	1,434	1.5
10	Jessore RWH	61,200	522,010	0.1	5,760	343,227	0.0	1,100	851	1.3	86,900	49,327	1.8	2,232	1,683	1.3
11	Khulna RWH	3,600	758,431	0.0	2,880	461,706	0.0	50	1,091	0.0	103,200	46,152	2.2	1,798	1,762	1.0
12	Kushtia RWH	43,200	352,934	0.1	11,520	180,863	0.1	434	266	1.6	51,300	36,036	1.4	874	643	1.4
13	Mymensingh RWH	0	714,225	0.0	0	753,585	0.0	50	1,103	0.0	123,000	53,672	2.3	2,712	3,256	0.8
14	Noakhali RWH	18,000	329,056	0.1	109,440	197,532	0.6	660	757	0.9	47,000	38,607	1.2	1,970	1,667	1.2
15	Pabna RWH	3,600	518,686	0.0	17,280	374,897	0.0	200	1,187	0.2	54,000	47,167	1.1	2,000	1,434	1.4
16	Patuakhali RWH	291,000	128,383	2.3	76,320	156,726	0.5	500	492	1.0	89,200	26,219	3.4	2,544	1,258	2.0
17	Rajshahi RWH	0	692,527	0.0	0	328,092	0.0	25	652	0.0	55,200	40,206	1.4	2,200	1,839	1.2
18	Rangamati RWH	3,600	55,780	0.1	24,480	37,048	0.7	100	118	0.8	2,700	3,558	0.8	470	323	1.5
19	Rangpur RWH	0	565,108	0.0	0	774,347	0.0	1,450	1,843	0.8	201,000	93,803	2.1	792	4,863	0.2
20	Sylhet RWH	12,000	681,364	0.0	66,240	426,034	0.2	1,500	867	1.7	122,500	49,522	2.5	1,748	2,083	0.8
21	Tangail RWH	3,000	339,598	0.0	7,200	303,825	0.0	300	612	0.5	61,000	27,384	2.2	892	1,158	0.8

6(b). Contraceptive Stock Status by Product at Upazila

SL	Warehouse Name	Upazila Name	Condom			Shukhi			IUD			Injectables			Implant		
			CBL	AMD	MOS	CBL	AMD	MOS	CBL	AMD	MOS	CBL	AMD	MOS	CBL	AMD	MOS
1	Bandarbon RWH	Alikadam	10,500	2,314	4.5	5,865	1,969	3.0	50	21	2.4	2,380	738	3.2	99	40	2.5
2	Bandarbon RWH	Bandarban Sadar	11,000	4,816	2.3	10,990	4,261	2.6	109	33	3.3	2,030	755	2.7	0	55	0.0
3	Bandarbon RWH	Lama	16,900	6,572	2.6	12,450	4,564	2.7	2	33	0.1	2,116	731	2.9	41	57	0.7
4	Bandarbon RWH	Naikhongchhari	25,300	6,485	3.9	17,310	5,546	3.1	56	7	8.0	2,703	705	3.8	114	10	11.4
5	Bandarbon RWH	Rowangchhari	12,900	2,075	6.2	8,080	1,836	4.4	28	5	5.6	1,211	214	5.7	2	38	0.1
6	Bandarbon RWH	Ruma	7,500	4,677	1.6	8,745	1,520	5.8	45	7	6.4	1,476	105	14.1	104	14	7.4
7	Bandarbon RWH	Thanchi	15,000	2,226	6.7	11,845	1,659	7.1	23	11	2.1	561	100	5.6	0	25	0.0
8	Bhola RWH	Bhola Sadar	20,700	13,161	1.6	14,055	11,517	1.2	110	67	1.6	8,600	5,310	1.6	36	235	0.2
9	Bhola RWH	Burhanuddin	9,200	5,520	1.7	9,075	9,269	1.0	38	36	1.1	3,395	2,015	1.7	72	86	0.8
10	Bhola RWH	Char Fasson	53,980	34,426	1.6	18,108	18,415	1.0	210	96	2.2	11,866	8,705	1.4	112	63	1.8
11	Bhola RWH	Daulat Khan	16,400	12,336	1.3	7,285	9,059	0.8	35	36	1.0	5,100	4,066	1.3	144	31	4.6
12	Bhola RWH	Hizla	9,200	10,046	0.9	8,437	6,216	1.4	50	18	2.8	3,063	1,677	1.8	154	40	3.9
13	Bhola RWH	Lalmohan	26,300	19,082	1.4	22,710	12,796	1.8	65	59	1.1	8,650	6,161	1.4	0	79	0.0
14	Bhola RWH	Manpura	6,052	5,499	1.1	3,278	2,840	1.2	30	9	3.3	2,261	1,719	1.3	94	21	4.5
15	Bhola RWH	Mehendiganj	23,100	15,398	1.5	11,590	11,439	1.0	43	22	2.0	5,644	3,698	1.5	216	25	8.6
16	Bhola RWH	Muladi	7,600	9,969	0.8	6,750	7,735	0.9	34	26	1.3	3,146	1,992	1.6	288	21	13.7
17	Bhola RWH	Tazumuddin	11,900	9,214	1.3	6,670	5,188	1.3	10	19	0.5	4,450	3,169	1.4	0	57	0.0
18	Bogra RWH	Adamdighi	4,700	13,966	0.3	43,935	8,710	5.0	117	25	4.7	2,100	559	3.8	0	91	0.0
19	Bogra RWH	Akkelpur	34,000	5,219	6.5	22,825	5,998	3.8	57	12	4.8	2,078	500	4.2	72	92	0.8
20	Bogra RWH	Atrai	800	15,839	0.1	33,470	13,940	2.4	60	17	3.5	844	520	1.6	1	113	0.0
21	Bogra RWH	Badalgachhi	5,300	16,402	0.3	27,695	15,036	1.8	118	15	7.9	7,888	1,458	5.4	72	166	0.4
22	Bogra RWH	Bogra Sadar	740	66,223	0.0	15,690	22,889	0.7	80	149	0.5	8,100	4,035	2.0	15	424	0.0
23	Bogra RWH	Dhamoirhat	184	7,058	0.0	127,583	10,818	11.8	146	18	8.1	4,897	874	5.6	560	40	14.0
24	Bogra RWH	Dhunat	1,600	24,780	0.1	41,075	19,371	2.1	69	29	2.4	4,415	2,122	2.1	0	128	0.0
25	Bogra RWH	Dhupchanchia	7,800	7,987	1.0	15,270	8,238	1.9	25	22	1.1	975	786	1.2	288	143	2.0

SL	Warehouse Name	Upazila Name	Condom			Shukhi			IUD			Injectables			Implant		
			CBL	AMD	MOS	CBL	AMD	MOS	CBL	AMD	MOS	CBL	AMD	MOS	CBL	AMD	MOS
26	Bogra RWH	Gabtali	2,000	34,649	0.1	137,910	19,825	7.0	50	16	3.1	1,157	2,699	0.4	0	117	0.0
27	Bogra RWH	Ghoraghat	500	6,434	0.1	71,160	7,275	9.8	5	36	0.1	1,505	401	3.8	144	33	4.4
28	Bogra RWH	Hakimpur	0	8,523	0.0	33,366	6,626	5.0	87	18	4.8	2,337	394	5.9	324	45	7.2
29	Bogra RWH	Joypurhat Sadar	0	22,689	0.0	52,005	14,493	3.6	185	146	1.3	2,575	1,489	1.7	240	313	0.8
30	Bogra RWH	Kahaloo	1,500	15,958	0.1	20,115	11,657	1.7	41	36	1.1	1,023	894	1.1	10	158	0.1
31	Bogra RWH	Kalai	104	7,710	0.0	97,575	7,586	12.9	23	15	1.5	2,198	464	4.7	216	45	4.8
32	Bogra RWH	Khetlal	400	7,612	0.1	44,595	5,701	7.8	71	8	8.9	1,414	277	5.1	144	55	2.6
33	Bogra RWH	Mahadebpur	29,000	16,324	1.8	44,580	19,164	2.3	19	37	0.5	3,039	800	3.8	72	340	0.2
34	Bogra RWH	Manda	5,900	20,755	0.3	64,800	30,304	2.1	71	91	0.8	5,000	1,807	2.8	298	67	4.4
35	Bogra RWH	Nandigram	1,500	8,846	0.2	37,860	13,342	2.8	43	3	14.3	683	347	2.0	10	91	0.1
36	Bogra RWH	Naogaon Sadar	900	31,785	0.0	48,765	21,999	2.2	73	45	1.6	3,059	1,563	2.0	10	108	0.1
37	Bogra RWH	Niamatpur	27,400	12,175	2.3	33,705	13,962	2.4	61	23	2.7	1,750	1,083	1.6	216	72	3.0
38	Bogra RWH	Panchbibi	200	12,970	0.0	39,255	9,548	4.1	21	37	0.6	1,974	576	3.4	106	166	0.6
39	Bogra RWH	Patnitala	10,826	9,722	1.1	60,437	9,342	6.5	118	25	4.7	1,479	517	2.9	36	91	0.4
40	Bogra RWH	Porsha	16,000	11,963	1.3	23,685	11,288	2.1	77	14	5.5	1,641	526	3.1	72	22	3.3
41	Bogra RWH	Raninagar	712	15,093	0.0	17,190	16,700	1.0	150	10	15.0	1,404	622	2.3	72	62	1.2
42	Bogra RWH	Sapahar	19,240	10,008	1.9	21,975	11,299	1.9	50	7	7.1	1,989	907	2.2	72	46	1.6
43	Bogra RWH	Sariakandi	4,404	11,615	0.4	31,110	8,524	3.6	64	39	1.6	4,069	1,224	3.3	0	206	0.0
44	Bogra RWH	Shajahanpur	35,900	42,917	0.8	40,320	17,160	2.3	39	56	0.7	2,430	1,108	2.2	0	186	0.0
45	Bogra RWH	Sherpur	100	29,297	0.0	45,106	20,581	2.2	9	33	0.3	5,721	1,620	3.5	0	115	0.0
46	Bogra RWH	Shibganj	1,700	25,860	0.1	143,190	26,573	5.4	105	36	2.9	7,100	3,710	1.9	0	206	0.0
47	Bogra RWH	Sonatola	1,100	17,913	0.1	68,805	19,264	3.6	2	48	0.0	4,368	1,246	3.5	0	92	0.0
48	Chittagong RWH	Anowara	9,100	13,442	0.7	25,230	11,656	2.2	92	34	2.7	1,749	916	1.9	200	72	2.8
49	Chittagong RWH	Banshkhali	7,800	24,779	0.3	34,590	17,102	2.0	15	40	0.4	5,318	2,406	2.2	102	94	1.1
50	Chittagong RWH	Boalkhali	4,300	9,773	0.4	24,969	11,995	2.1	109	42	2.6	1,514	580	2.6	100	52	1.9

SL	Warehouse Name	Upazila Name	Condom			Shukhi			IUD			Injectables			Implant		
			CBL	AMD	MOS	CBL	AMD	MOS	CBL	AMD	MOS	CBL	AMD	MOS	CBL	AMD	MOS
51	Chittagong RWH	Chakaria	13,700	21,939	0.6	34,590	17,364	2.0	75	59	1.3	6,437	4,255	1.5	108	185	0.6
52	Chittagong RWH	Chandanaish	7,200	11,247	0.6	23,310	9,218	2.5	51	37	1.4	1,435	873	1.6	20	77	0.3
53	Chittagong RWH	Cox's Bazar Sadar	7,900	31,942	0.2	36,810	19,264	1.9	170	59	2.9	4,624	3,495	1.3	300	115	2.6
54	Chittagong RWH	Dighinala	10,500	11,040	1.0	18,915	8,617	2.2	42	18	2.3	2,140	997	2.1	50	33	1.5
55	Chittagong RWH	Double Mooring	24,778	61,345	0.4	29,415	16,684	1.8	23	166	0.1	10,438	4,868	2.1	178	296	0.6
56	Chittagong RWH	Fatikchhari	12,300	27,864	0.4	41,205	19,480	2.1	60	57	1.1	5,105	2,731	1.9	0	129	0.0
57	Chittagong RWH	Hathazari	10,300	38,036	0.3	41,055	19,637	2.1	94	37	2.5	2,682	1,435	1.9	158	40	4.0
58	Chittagong RWH	Khagrachhari Sadar	8,600	8,112	1.1	14,373	6,336	2.3	53	67	0.8	1,759	764	2.3	9	31	0.3
59	Chittagong RWH	Kutubdia	5,900	4,789	1.2	4,965	5,029	1.0	121	19	6.4	4,677	1,363	3.4	216	71	3.0
60	Chittagong RWH	Lakshmichhari	8,100	1,937	4.2	6,090	2,706	2.3	54	10	5.4	694	93	7.5	97	8	12.1
61	Chittagong RWH	Lohagara	8,108	10,603	0.8	18,915	8,545	2.2	76	26	2.9	2,902	1,469	2.0	100	72	1.4
62	Chittagong RWH	Mahalchhari	8,600	3,899	2.2	14,970	4,539	3.3	42	7	6.0	810	424	1.9	50	13	3.8
63	Chittagong RWH	Maheshkhali	3,000	7,952	0.4	38,700	17,616	2.2	35	74	0.5	4,681	2,782	1.7	308	138	2.2
64	Chittagong RWH	Manikchhari	4,900	1,539	3.2	4,365	1,916	2.3	89	4	22.3	1,013	546	1.9	110	13	8.5
65	Chittagong RWH	Matiranga	7,800	8,922	0.9	15,225	6,732	2.3	130	20	6.5	1,829	985	1.9	72	28	2.6
66	Chittagong RWH	Mirsharai	9,299	16,532	0.6	35,449	16,379	2.2	105	62	1.7	5,487	2,403	2.3	0	86	0.0
67	Chittagong RWH	Panchhari	8,800	3,112	2.8	10,545	4,299	2.5	55	2	27.5	650	311	2.1	30	30	1.0
68	Chittagong RWH	Panchlaish	12,630	50,471	0.3	24,590	11,359	2.2	182	130	1.4	8,323	3,778	2.2	357	196	1.8
69	Chittagong RWH	Patiya	12,300	23,899	0.5	41,445	20,407	2.0	105	115	0.9	4,890	2,321	2.1	320	151	2.1
70	Chittagong RWH	Pekua	0	5,206	0.0	14,580	6,676	2.2	71	14	5.1	3,019	1,805	1.7	250	81	3.1
71	Chittagong RWH	Ramgarh	14,050	3,234	4.3	14,400	4,282	3.4	66	3	22.0	594	316	1.9	44	33	1.3
72	Chittagong RWH	Ramu	20,400	13,915	1.5	27,795	12,227	2.3	40	33	1.2	4,989	2,832	1.8	150	86	1.7
73	Chittagong RWH	Rangunia	1,000	28,663	0.0	28,680	15,641	1.8	101	63	1.6	3,930	1,862	2.1	300	76	3.9
74	Chittagong RWH	Raozan	13,612	24,686	0.6	31,070	15,347	2.0	17	76	0.2	2,029	1,282	1.6	72	75	1.0
75	Chittagong RWH	Sandwip	23,866	10,377	2.3	37,755	12,065	3.1	114	42	2.7	2,904	1,982	1.5	72	79	0.9

SL	Warehouse Name	Upazila Name	Condom			Shukhi			IUD			Injectables			Implant		
			CBL	AMD	MOS	CBL	AMD	MOS	CBL	AMD	MOS	CBL	AMD	MOS	CBL	AMD	MOS
76	Chittagong RWH	Satkania	8,900	12,297	0.7	24,632	11,321	2.2	27	42	0.6	2,313	1,145	2.0	200	76	2.6
77	Chittagong RWH	Sitakunda	32,000	27,501	1.2	31,820	15,429	2.1	7	79	0.1	3,389	1,845	1.8	0	97	0.0
78	Chittagong RWH	Teknaf	15,180	28,098	0.5	78,750	17,936	4.4	121	51	2.4	9,387	4,317	2.2	360	61	5.9
79	Chittagong RWH	Ukhia	25,700	9,444	2.7	10,590	7,030	1.5	163	20	8.2	3,141	2,440	1.3	300	67	4.5
80	Comilla RWH	Akhaura	19,300	9,642	2.0	31,485	6,067	5.2	167	22	7.6	2,834	853	3.3	210	24	8.8
81	Comilla RWH	Ashuganj	500	15,179	0.0	13,020	6,943	1.9	220	32	6.9	2,787	1,154	2.4	386	31	12.5
82	Comilla RWH	Banchhampur	77,600	22,638	3.4	30,720	11,139	2.8	110	70	1.6	3,038	2,595	1.2	200	54	3.7
83	Comilla RWH	Barura	19,900	30,398	0.7	56,235	20,808	2.7	63	72	0.9	429	3,097	0.1	122	92	1.3
84	Comilla RWH	Bijoyagar	3,200	21,653	0.1	26,310	10,914	2.4	106	13	8.2	3,273	1,651	2.0	100	41	2.4
85	Comilla RWH	Brahman Para	1,000	12,170	0.1	13,635	9,755	1.4	0	45	0.0	1,641	952	1.7	50	37	1.4
86	Comilla RWH	Brahmanbaria Sadar	10,940	54,129	0.2	70,305	15,755	4.5	98	81	1.2	534	3,164	0.2	140	100	1.4
87	Comilla RWH	Burichang	1,200	32,246	0.0	26,190	17,272	1.5	1	101	0.0	45	2,353	0.0	172	88	2.0
88	Comilla RWH	Chandina	4,589	28,441	0.2	40,040	14,007	2.9	1	69	0.0	237	2,545	0.1	72	22	3.3
89	Comilla RWH	Chandpur Sadar	55,200	14,866	3.7	33,405	14,271	2.3	151	73	2.1	3,813	2,562	1.5	28	106	0.3
90	Comilla RWH	Chauddagam	32,800	22,961	1.4	46,695	20,952	2.2	340	72	4.7	486	3,752	0.1	0	99	0.0
91	Comilla RWH	Comilla Adarsha Sadar	9,200	54,971	0.2	37,005	19,781	1.9	130	158	0.8	5,163	3,508	1.5	223	169	1.3
92	Comilla RWH	Comilla Sadar Dakshin	3,600	23,878	0.2	35,230	19,559	1.8	106	71	1.5	3,028	2,562	1.2	242	81	3.0
93	Comilla RWH	Daudkandi	15,000	24,381	0.6	17,265	12,924	1.3	15	97	0.2	2,880	2,228	1.3	0	30	0.0
94	Comilla RWH	Debidwar	64,100	22,257	2.9	44,700	20,185	2.2	209	108	1.9	5,036	2,471	2.0	100	68	1.5
95	Comilla RWH	Faridganj	56,400	17,281	3.3	45,750	12,192	3.8	324	31	10.5	3,660	2,787	1.3	400	91	4.4
96	Comilla RWH	Haim Char	16,800	3,305	5.1	11,370	4,927	2.3	79	4	19.8	2,955	729	4.1	25	9	2.8
97	Comilla RWH	Hajiganj	52,000	10,276	5.1	99,471	10,299	9.7	269	40	6.7	4,786	2,179	2.2	250	45	5.6
98	Comilla RWH	Homna	100	22,239	0.0	35,190	8,312	4.2	121	48	2.5	5,359	1,524	3.5	200	26	7.7
99	Comilla RWH	Kachua	68,700	23,548	2.9	69,585	14,378	4.8	192	32	6.0	798	3,071	0.3	200	47	4.3
100	Comilla RWH	Kasba	2,800	38,231	0.1	21,270	16,914	1.3	53	44	1.2	2,852	1,415	2.0	100	92	1.1

SL	Warehouse Name	Upazila Name	Condom			Shukhi			IUD			Injectables			Implant		
			CBL	AMD	MOS	CBL	AMD	MOS	CBL	AMD	MOS	CBL	AMD	MOS	CBL	AMD	MOS
101	Comilla RWH	Laksam	5,549	15,424	0.4	27,257	9,191	3.0	27	87	0.3	2,417	1,891	1.3	100	51	2.0
102	Comilla RWH	Manoharganj	36,500	13,163	2.8	27,750	7,565	3.7	125	28	4.5	3,143	1,310	2.4	100	35	2.9
103	Comilla RWH	Matlab Dakshin	12,798	18,600	0.7	38,922	7,901	4.9	65	35	1.9	2,488	2,067	1.2	196	31	6.3
104	Comilla RWH	Matlab Uttar	33,100	17,528	1.9	37,140	13,243	2.8	157	30	5.2	6,133	1,956	3.1	200	53	3.8
105	Comilla RWH	Meghna	12,800	6,352	2.0	13,015	4,558	2.9	95	15	6.3	3,184	885	3.6	140	15	9.3
106	Comilla RWH	Muradnagar	72,400	48,807	1.5	44,285	21,391	2.1	193	60	3.2	3,930	2,334	1.7	0	105	0.0
107	Comilla RWH	Nabinagar	28,784	51,471	0.6	64,266	17,091	3.8	404	28	14.4	4,315	2,749	1.6	450	115	3.9
108	Comilla RWH	Nangalkot	4,000	28,669	0.1	20,235	10,869	1.9	62	58	1.1	3,004	2,235	1.3	100	70	1.4
109	Comilla RWH	Nasirnagar	8,704	18,635	0.5	20,706	12,769	1.6	150	21	7.1	4,061	1,398	2.9	272	71	3.8
110	Comilla RWH	Sarail	1,064	25,999	0.0	65,826	10,715	6.1	110	33	3.3	1,498	1,699	0.9	100	90	1.1
111	Comilla RWH	Shahrasti	4,100	4,805	0.9	12,570	6,626	1.9	60	24	2.5	3,046	1,888	1.6	212	49	4.3
112	Comilla RWH	Titas	40,300	13,528	3.0	60,838	4,725	12.9	103	35	2.9	2,530	1,453	1.7	200	25	8.0
113	Dhaka CWH	Araihazar	34,600	16,636	2.1	14,486	22,241	0.7	90	48	1.9	3,555	2,088	1.7	0	94	0.0
114	Dhaka CWH	Bandar	108,100	47,800	2.3	16,880	18,425	0.9	163	68	2.4	4,513	2,484	1.8	250	67	3.7
115	Dhaka CWH	Belabo	7,400	12,939	0.6	8,130	12,061	0.7	20	36	0.6	2,589	1,276	2.0	0	76	0.0
116	Dhaka CWH	Daulatpur	3,300	13,073	0.3	22,380	10,574	2.1	2	22	0.1	1,733	972	1.8	0	63	0.0
117	Dhaka CWH	Dhamrai	39,800	28,883	1.4	29,058	23,581	1.2	99	96	1.0	3,159	1,704	1.9	40	66	0.6
118	Dhaka CWH	Dohar	21,152	12,169	1.7	8,823	7,412	1.2	191	21	9.1	917	649	1.4	216	52	4.2
119	Dhaka CWH	Gazaria	8,900	7,366	1.2	1,255	6,479	0.2	48	17	2.8	284	616	0.5	0	18	0.0
120	Dhaka CWH	Gazipur Sadar	129,600	80,967	1.6	73,575	36,390	2.0	162	110	1.5	5,288	3,024	1.7	0	159	0.0
121	Dhaka CWH	Ghior	15,700	23,048	0.7	17,560	11,303	1.6	33	19	1.7	1,875	1,176	1.6	72	31	2.3
122	Dhaka CWH	Harirampur	30,300	14,943	2.0	33,015	5,945	5.6	44	16	2.8	1,474	715	2.1	200	53	3.8
123	Dhaka CWH	Kaliakair	8,900	18,998	0.5	4,620	19,065	0.2	72	37	1.9	1,178	681	1.7	106	62	1.7
124	Dhaka CWH	Kaliganj	21,000	38,106	0.6	2,295	19,475	0.1	163	40	4.1	2,409	1,278	1.9	15	48	0.3
125	Dhaka CWH	Kapasia	45,200	22,344	2.0	21,455	17,272	1.2	121	32	3.8	2,260	848	2.7	100	72	1.4

SL	Warehouse Name	Upazila Name	Condom			Shukhi			IUD			Injectables			Implant		
			CBL	AMD	MOS	CBL	AMD	MOS	CBL	AMD	MOS	CBL	AMD	MOS	CBL	AMD	MOS
126	Dhaka CWH	Keraniganj	83,128	56,780	1.5	32,604	33,417	1.0	282	164	1.7	7,938	4,588	1.7	114	142	0.8
127	Dhaka CWH	Lohajang	8,700	22,644	0.4	7,770	12,977	0.6	18	38	0.5	936	1,134	0.8	550	36	15.3
128	Dhaka CWH	Manikganj Sadar	35,300	44,374	0.8	27,435	17,861	1.5	53	38	1.4	4,619	2,285	2.0	100	169	0.6
129	Dhaka CWH	Manohardi	6,100	26,672	0.2	93,478	14,424	6.5	77	75	1.0	4,748	2,678	1.8	0	18	0.0
130	Dhaka CWH	Mirpur	3,200	153,918	0.0	76,995	53,513	1.4	260	311	0.8	18,486	11,763	1.6	0	378	0.0
131	Dhaka CWH	Munshiganj Sadar	34,800	27,577	1.3	32,310	17,444	1.9	40	44	0.9	3,366	1,833	1.8	20	91	0.2
132	Dhaka CWH	Narayanganj Sadar	27,000	136,019	0.2	45,615	61,063	0.7	198	177	1.1	11,701	9,776	1.2	180	294	0.6
133	Dhaka CWH	Narsingdi Sadar	23,735	92,199	0.3	47,434	60,846	0.8	201	136	1.5	15,312	8,469	1.8	770	136	5.7
134	Dhaka CWH	Nawabganj	39,900	21,704	1.8	13,941	12,674	1.1	33	25	1.3	1,444	1,062	1.4	0	82	0.0
135	Dhaka CWH	Palash	12,900	9,226	1.4	2,070	10,980	0.2	50	26	1.9	2,666	1,247	2.1	0	51	0.0
136	Dhaka CWH	Roypura	24,100	61,205	0.4	1,890	21,352	0.1	79	107	0.7	9,730	4,542	2.1	631	21	30.0
137	Dhaka CWH	Rupganj	34,877	36,648	1.0	13,150	34,525	0.4	126	41	3.1	6,615	3,384	2.0	0	74	0.0
138	Dhaka CWH	Saturia	12,900	9,605	1.3	8,850	8,345	1.1	24	33	0.7	1,417	799	1.8	0	47	0.0
139	Dhaka CWH	Savar	5,700	78,561	0.1	43,470	38,897	1.1	83	83	1.0	7,336	3,672	2.0	100	88	1.1
140	Dhaka CWH	Serajdikhan	21,500	28,528	0.8	27,835	20,716	1.3	0	84	0.0	3,522	1,715	2.1	300	38	7.9
141	Dhaka CWH	Shibalaya	11,336	17,550	0.6	21,013	7,855	2.7	0	25	0.0	2,550	1,304	2.0	72	62	1.2
142	Dhaka CWH	Shibpur	600	27,337	0.0	3,570	18,757	0.2	158	71	2.2	6,416	2,867	2.2	72	110	0.7
143	Dhaka CWH	Singair	26,200	27,520	1.0	23,515	14,347	1.6	24	19	1.3	2,050	1,091	1.9	0	57	0.0
144	Dhaka CWH	Sonargaon	33,600	30,440	1.1	19,500	24,284	0.8	126	56	2.3	2,976	3,275	0.9	50	83	0.6
145	Dhaka CWH	Sreenagar	21,580	42,910	0.5	66,400	23,967	2.8	60	57	1.1	3,776	1,917	2.0	100	47	2.1
146	Dhaka CWH	Sreepur	60,500	48,074	1.3	29,772	30,873	1.0	70	65	1.1	4,582	2,342	2.0	0	112	0.0
147	Dhaka CWH	Tejgaon	0	193,087	0.0	24,120	162,004	0.1	606	450	1.3	32,700	22,987	1.4	12	552	0.0
148	Dhaka CWH	Tongi	20,820	53,407	0.4	8,262	16,154	0.5	110	117	0.9	3,079	1,765	1.7	425	197	2.2
149	Dhaka CWH	Tongibari	24,500	13,731	1.8	20,505	9,953	2.1	0	18	0.0	1,091	489	2.2	0	56	0.0
150	Dinajpur RWH	Atwari	3,600	7,863	0.5	10,157	11,714	0.9	40	15	2.7	2,055	917	2.2	0	46	0.0

SL	Warehouse Name	Upazila Name	Condom			Shukhi			IUD			Injectables			Implant		
			CBL	AMD	MOS	CBL	AMD	MOS	CBL	AMD	MOS	CBL	AMD	MOS	CBL	AMD	MOS
151	Dinajpur RWH	Baliadangi	400	4,029	0.1	22,425	9,885	2.3	92	6	15.3	5,773	2,307	2.5	0	95	0.0
152	Dinajpur RWH	Biral	1,500	11,761	0.1	17,655	17,430	1.0	50	25	2.0	2,448	1,649	1.5	150	93	1.6
153	Dinajpur RWH	Birampur	0	6,596	0.0	27,720	7,522	3.7	50	14	3.6	1,084	395	2.7	0	67	0.0
154	Dinajpur RWH	Birganj	2,000	8,188	0.2	26,720	22,559	1.2	111	54	2.1	3,587	1,680	2.1	0	174	0.0
155	Dinajpur RWH	Bochaganj	104	6,848	0.0	16,137	12,774	1.3	53	46	1.2	1,340	869	1.5	0	87	0.0
156	Dinajpur RWH	Boda	500	10,033	0.0	23,130	21,480	1.1	87	21	4.1	5,756	2,462	2.3	0	105	0.0
157	Dinajpur RWH	Chirirbandar	0	6,207	0.0	11,640	16,729	0.7	91	25	3.6	2,323	1,366	1.7	0	120	0.0
158	Dinajpur RWH	Debiganj	1,200	10,993	0.1	13,335	27,859	0.5	77	35	2.2	5,988	3,141	1.9	0	80	0.0
159	Dinajpur RWH	Dinajpur Sadar	1,100	28,006	0.0	24,495	24,172	1.0	214	74	2.9	9,258	4,198	2.2	40	449	0.1
160	Dinajpur RWH	Fulbari	3,600	4,389	0.8	34,530	7,396	4.7	103	27	3.8	1,180	282	4.2	10	76	0.1
161	Dinajpur RWH	Haripur	700	5,234	0.1	13,185	9,352	1.4	22	6	3.7	1,993	1,404	1.4	0	24	0.0
162	Dinajpur RWH	Kaharole	1,000	3,544	0.3	17,288	8,693	2.0	70	25	2.8	1,876	673	2.8	0	95	0.0
163	Dinajpur RWH	Khansama	0	5,175	0.0	9,285	14,110	0.7	38	20	1.9	3,206	1,212	2.6	38	102	0.4
164	Dinajpur RWH	Nawabganj	500	9,253	0.1	16,875	14,199	1.2	56	20	2.8	3,214	1,247	2.6	0	90	0.0
165	Dinajpur RWH	Panchagarh Sadar	2,220	9,660	0.2	21,267	18,208	1.2	54	33	1.6	5,532	2,442	2.3	0	111	0.0
166	Dinajpur RWH	Parbatipur	0	17,562	0.0	34,268	21,303	1.6	109	71	1.5	5,958	2,658	2.2	6	182	0.0
167	Dinajpur RWH	Pirganj	617	6,374	0.1	19,440	14,281	1.4	34	25	1.4	4,302	1,842	2.3	50	114	0.4
168	Dinajpur RWH	Ranisankail	2,900	4,522	0.6	18,390	14,615	1.3	70	11	6.4	2,129	1,500	1.4	0	62	0.0
169	Dinajpur RWH	Tentulia	1,000	7,355	0.1	12,795	11,390	1.1	88	22	4.0	1,678	619	2.7	150	71	2.1
170	Dinajpur RWH	Thakurgaon Sadar	400	19,694	0.0	38,160	31,763	1.2	180	43	4.2	9,400	6,003	1.6	0	252	0.0
171	Faridpur RWH	Agailjhara	5,210	9,534	0.5	1,657	8,239	0.2	35	24	1.5	1,331	686	1.9	0	62	0.0
172	Faridpur RWH	Alfadanga	19,620	21,583	0.9	6,120	6,756	0.9	82	18	4.6	1,487	713	2.1	72	42	1.7
173	Faridpur RWH	Babuganj	7,400	5,789	1.3	285	6,453	0.0	75	33	2.3	1,407	732	1.9	0	37	0.0
174	Faridpur RWH	Baliakandi	17,700	25,548	0.7	0	13,090	0.0	5	43	0.1	2,670	1,094	2.4	0	118	0.0
175	Faridpur RWH	Banari Para	4,000	6,615	0.6	0	7,745	0.0	28	18	1.6	1,557	628	2.5	0	57	0.0

SL	Warehouse Name	Upazila Name	Condom			Shukhi			IUD			Injectables			Implant		
			CBL	AMD	MOS	CBL	AMD	MOS	CBL	AMD	MOS	CBL	AMD	MOS	CBL	AMD	MOS
176	Faridpur RWH	Barisal Sadar (kotwali)	35,200	33,865	1.0	465	18,996	0.0	79	71	1.1	6,097	3,372	1.8	21	128	0.2
177	Faridpur RWH	Bhanga	21,700	23,591	0.9	0	13,574	0.0	80	67	1.2	2,032	821	2.5	0	109	0.0
178	Faridpur RWH	Bhedarganj	6,700	14,302	0.5	1,470	9,071	0.2	89	33	2.7	2,293	1,783	1.3	44	58	0.8
179	Faridpur RWH	Boalmari	31,600	32,283	1.0	310	15,441	0.0	31	31	1.0	2,661	1,592	1.7	0	92	0.0
180	Faridpur RWH	Char Bhadrasan	8,600	10,478	0.8	9	2,619	0.0	0	14	0.0	678	265	2.6	0	50	0.0
181	Faridpur RWH	Damudya	7,300	7,410	1.0	385	4,765	0.1	11	20	0.6	980	414	2.4	72	20	3.6
182	Faridpur RWH	Faridpur Sadar	62,400	56,261	1.1	255	20,772	0.0	118	69	1.7	5,360	2,709	2.0	144	267	0.5
183	Faridpur RWH	Gaurnadi	8,400	9,061	0.9	105	9,431	0.0	59	27	2.2	1,754	1,165	1.5	72	55	1.3
184	Faridpur RWH	Goalanda	25,500	30,689	0.8	30	6,030	0.0	143	8	17.9	3,508	1,503	2.3	0	65	0.0
185	Faridpur RWH	Gopalganj Sadar	35,636	37,898	0.9	1,792	14,793	0.1	146	63	2.3	2,159	1,196	1.8	72	39	1.8
186	Faridpur RWH	Gosairhat	8,400	13,792	0.6	560	9,165	0.1	10	58	0.2	1,269	767	1.7	102	35	2.9
187	Faridpur RWH	Jhalokati Sadar	9,300	9,639	1.0	375	8,626	0.0	73	17	4.3	2,700	842	3.2	0	80	0.0
188	Faridpur RWH	Kalkini	15,600	12,279	1.3	4,425	12,401	0.4	47	43	1.1	1,454	1,557	0.9	0	138	0.0
189	Faridpur RWH	Kashiani	42,700	29,944	1.4	695	15,265	0.0	69	28	2.5	2,473	1,279	1.9	0	52	0.0
190	Faridpur RWH	Kotalipara	11,100	10,608	1.0	795	13,789	0.1	20	11	1.8	922	868	1.1	50	91	0.5
191	Faridpur RWH	Madaripur Sadar	19,200	20,195	1.0	2,282	19,379	0.1	61	110	0.6	7,085	4,328	1.6	0	161	0.0
192	Faridpur RWH	Madhukhali	14,400	15,878	0.9	300	13,393	0.0	41	55	0.7	3,421	1,397	2.4	0	153	0.0
193	Faridpur RWH	Muksudpur	27,100	25,541	1.1	1,552	22,579	0.1	56	54	1.0	3,724	1,687	2.2	0	88	0.0
194	Faridpur RWH	Nagarkanda	20,700	20,445	1.0	0	10,821	0.0	41	38	1.1	1,386	604	2.3	72	74	1.0
195	Faridpur RWH	Naria	1,332	7,766	0.2	1,485	10,204	0.1	8	25	0.3	1,570	781	2.0	72	58	1.2
196	Faridpur RWH	Nesarabad (swarupkati)	11,800	9,710	1.2	255	9,915	0.0	105	55	1.9	2,175	1,165	1.9	288	77	3.7
197	Faridpur RWH	Pangsha	35,600	38,658	0.9	2,255	21,321	0.1	27	45	0.6	7,593	2,408	3.2	266	133	2.0
198	Faridpur RWH	Rajbari Sadar	22,500	33,706	0.7	0	13,676	0.0	80	146	0.5	3,902	2,610	1.5	70	238	0.3
199	Faridpur RWH	Rajoir	26,600	16,907	1.6	15,830	16,094	1.0	116	21	5.5	3,720	1,455	2.6	0	59	0.0
200	Faridpur RWH	Sadarpur	12,400	16,079	0.8	1,496	7,673	0.2	2	37	0.1	1,660	635	2.6	72	75	1.0

SL	Warehouse Name	Upazila Name	Condom			Shukhi			IUD			Injectables			Implant		
			CBL	AMD	MOS	CBL	AMD	MOS	CBL	AMD	MOS	CBL	AMD	MOS	CBL	AMD	MOS
201	Faridpur RWH	Saltha	10,000	11,312	0.9	0	7,669	0.0	86	44	2.0	1,598	582	2.7	0	56	0.0
202	Faridpur RWH	Shariatpur Sadar	10,600	13,987	0.8	3,161	8,288	0.4	61	42	1.5	2,227	1,006	2.2	72	54	1.3
203	Faridpur RWH	Shib Char	32,000	35,615	0.9	10,800	25,791	0.4	150	47	3.2	7,300	2,602	2.8	0	88	0.0
204	Faridpur RWH	Tungipara	18,600	13,737	1.4	5,100	10,070	0.5	189	14	13.5	739	536	1.4	0	46	0.0
205	Faridpur RWH	Wazirpur	17,500	13,485	1.3	0	13,105	0.0	47	23	2.0	1,504	1,007	1.5	0	100	0.0
206	Faridpur RWH	Zanjira	10,000	14,573	0.7	1,905	8,574	0.2	76	24	3.2	2,189	619	3.5	236	63	3.7
207	Jamalpur RWH	Bakshiganj	7,300	16,969	0.4	6,480	12,091	0.5	11	42	0.3	1,640	747	2.2	110	85	1.3
208	Jamalpur RWH	Char Rajibpur	10,500	30,340	0.3	7,830	7,189	1.1	65	3	21.7	3,264	1,215	2.7	50	25	2.0
209	Jamalpur RWH	Dewanganj	7,200	25,436	0.3	4,940	14,994	0.3	20	38	0.5	5,361	2,995	1.8	200	139	1.4
210	Jamalpur RWH	Islampur	4,900	34,698	0.1	11,674	23,996	0.5	30	93	0.3	4,417	2,348	1.9	100	67	1.5
211	Jamalpur RWH	Jamalpur Sadar	20,900	51,734	0.4	19,543	39,002	0.5	121	131	0.9	6,003	4,569	1.3	50	189	0.3
212	Jamalpur RWH	Jhenaigati	7,050	12,736	0.6	7,320	14,894	0.5	33	10	3.3	2,261	1,306	1.7	216	52	4.2
213	Jamalpur RWH	Madarganj	900	19,648	0.0	2,085	15,505	0.1	1	71	0.0	2,300	1,071	2.1	0	113	0.0
214	Jamalpur RWH	Melandaha	4,200	24,683	0.2	52,200	21,550	2.4	20	55	0.4	2,025	2,522	0.8	122	66	1.8
215	Jamalpur RWH	Nakla	5,700	10,527	0.5	1,340	11,914	0.1	60	26	2.3	2,085	1,337	1.6	138	151	0.9
216	Jamalpur RWH	Nalitabari	2,500	18,097	0.1	10,770	17,942	0.6	7	13	0.5	2,667	1,359	2.0	0	91	0.0
217	Jamalpur RWH	Raumari	7,900	28,442	0.3	15	11,564	0.0	9	24	0.4	3,495	2,054	1.7	40	50	0.8
218	Jamalpur RWH	Sarishabari	7,200	25,910	0.3	6,180	19,313	0.3	21	80	0.3	3,878	1,745	2.2	0	110	0.0
219	Jamalpur RWH	Sherpur Sadar	22,200	44,731	0.5	9,045	32,950	0.3	45	52	0.9	8,005	7,264	1.1	30	169	0.2
220	Jamalpur RWH	Sreebardi	9,267	17,199	0.5	16,365	15,206	1.1	33	6	5.5	2,502	1,108	2.3	144	127	1.1
221	Jessore RWH	Abhaynagar	19,100	23,268	0.8	5,115	11,417	0.4	70	35	2.0	5,800	2,450	2.4	0	112	0.0
222	Jessore RWH	Bagher Para	43,800	28,386	1.5	8,155	13,360	0.6	104	55	1.9	3,860	1,799	2.1	0	100	0.0
223	Jessore RWH	Chaugachha	53,800	21,254	2.5	6,530	11,739	0.6	104	24	4.3	3,190	1,420	2.2	0	75	0.0
224	Jessore RWH	Harinakunda	19,500	8,814	2.2	2,490	14,884	0.2	79	15	5.3	2,235	1,120	2.0	0	72	0.0
225	Jessore RWH	Jessore Sadar	5,000	91,748	0.1	650	52,103	0.0	158	149	1.1	10,387	8,052	1.3	88	185	0.5

SL	Warehouse Name	Upazila Name	Condom			Shukhi			IUD			Injectables			Implant		
			CBL	AMD	MOS	CBL	AMD	MOS	CBL	AMD	MOS	CBL	AMD	MOS	CBL	AMD	MOS
226	Jessore RWH	Jhenaidah Sadar	56,400	34,114	1.7	6,268	22,098	0.3	167	85	2.0	7,993	3,286	2.4	58	85	0.7
227	Jessore RWH	Jhikargachha	38,900	21,522	1.8	45	11,348	0.0	50	39	1.3	4,300	2,364	1.8	2	92	0.0
228	Jessore RWH	Kalia	35,100	17,776	2.0	150	9,313	0.0	52	16	3.3	1,375	660	2.1	144	46	3.1
229	Jessore RWH	Kaliganj	3,300	25,774	0.1	240	16,872	0.0	65	12	5.4	3,001	1,435	2.1	144	32	4.5
230	Jessore RWH	Keshabpur	37,000	15,103	2.4	14,055	11,173	1.3	169	20	8.5	5,416	2,433	2.2	0	77	0.0
231	Jessore RWH	Kotchandpur	11,500	6,976	1.6	2,910	4,935	0.6	65	8	8.1	1,675	1,010	1.7	0	35	0.0
232	Jessore RWH	Lohagara	122,600	24,027	5.1	41,460	13,250	3.1	140	28	5.0	3,425	1,717	2.0	100	40	2.5
233	Jessore RWH	Magura Sadar	29,500	28,556	1.0	6,016	28,766	0.2	55	72	0.8	5,550	3,116	1.8	0	139	0.0
234	Jessore RWH	Maheshpur	78,300	25,925	3.0	4,175	15,478	0.3	85	38	2.2	6,700	3,598	1.9	100	40	2.5
235	Jessore RWH	Manirampur	71,100	33,436	2.1	28,785	21,852	1.3	200	103	1.9	11,554	5,632	2.1	72	98	0.7
236	Jessore RWH	Mohammadpur	16,700	6,127	2.7	950	9,476	0.1	200	11	18.2	1,643	849	1.9	0	64	0.0
237	Jessore RWH	Narail Sadar	80,300	31,780	2.5	109	19,415	0.0	249	28	8.9	3,870	2,059	1.9	0	57	0.0
238	Jessore RWH	Shailkupa	51,600	29,266	1.8	7,665	22,889	0.3	80	41	2.0	3,792	1,715	2.2	0	168	0.0
239	Jessore RWH	Shalikha	16,300	5,178	3.1	2,430	7,452	0.3	26	15	1.7	1,246	597	2.1	244	38	6.4
240	Jessore RWH	Sharsha	57,400	32,940	1.7	5,925	15,892	0.4	56	40	1.4	6,006	3,242	1.9	244	72	3.4
241	Jessore RWH	Sreepur	13,900	10,040	1.4	2,535	9,515	0.3	75	17	4.4	1,581	773	2.0	72	56	1.3
242	Khulna RWH	Assasuni	22,400	17,280	1.3	3,645	21,214	0.2	54	12	4.5	2,075	1,537	1.4	144	45	3.2
243	Khulna RWH	Bagerhat Sadar	33,500	27,780	1.2	5,715	18,271	0.3	35	69	0.5	3,158	1,903	1.7	216	60	3.6
244	Khulna RWH	Batiaghata	35,700	16,760	2.1	10,830	14,031	0.8	73	16	4.6	1,995	810	2.5	144	63	2.3
245	Khulna RWH	Bhandaria	24,400	11,556	2.1	4,560	6,823	0.7	65	31	2.1	1,728	1,032	1.7	32	30	1.1
246	Khulna RWH	Chitalmari	33,400	19,399	1.7	6,840	10,916	0.6	109	5	21.8	929	1,083	0.9	0	31	0.0
247	Khulna RWH	Dacope	16,500	8,154	2.0	12,465	11,056	1.1	80	7	11.4	1,491	620	2.4	144	77	1.9
248	Khulna RWH	Daulatpur	129,900	80,392	1.6	6,255	19,369	0.3	80	44	1.8	3,400	5,153	0.7	0	113	0.0
249	Khulna RWH	Debhata	11,400	12,400	0.9	6,300	7,727	0.8	39	5	7.8	1,075	470	2.3	0	17	0.0
250	Khulna RWH	Dumuria	31,100	28,044	1.1	15,655	18,862	0.8	90	52	1.7	3,190	2,184	1.5	0	195	0.0

SL	Warehouse Name	Upazila Name	Condom			Shukhi			IUD			Injectables			Implant		
			CBL	AMD	MOS	CBL	AMD	MOS	CBL	AMD	MOS	CBL	AMD	MOS	CBL	AMD	MOS
251	Khulna RWH	Fakirhat	23,700	12,186	1.9	10,455	8,023	1.3	73	11	6.6	1,059	738	1.4	144	53	2.7
252	Khulna RWH	Indurkani	11,200	4,183	2.7	3,535	4,504	0.8	100	28	3.6	1,022	623	1.6	0	23	0.0
253	Khulna RWH	Kachua	15,100	12,738	1.2	5,865	6,686	0.9	30	16	1.9	766	746	1.0	32	43	0.7
254	Khulna RWH	Kalaroa	45,100	23,470	1.9	15,675	8,786	1.8	65	15	4.3	1,882	1,547	1.2	0	28	0.0
255	Khulna RWH	Kaliganj	24,900	25,182	1.0	7,800	19,830	0.4	42	18	2.3	2,182	1,337	1.6	172	75	2.3
256	Khulna RWH	Kanthalia	14,300	6,470	2.2	3,135	5,112	0.6	58	12	4.8	1,275	718	1.8	64	21	3.0
257	Khulna RWH	Kawkhali	11,000	3,984	2.8	3,800	3,875	1.0	53	25	2.1	625	394	1.6	0	17	0.0
258	Khulna RWH	Khulna Sadar	68,448	135,889	0.5	2,671	37,166	0.1	194	160	1.2	6,825	3,900	1.8	300	103	2.9
259	Khulna RWH	Koyra	22,000	13,201	1.7	6,800	18,508	0.4	50	16	3.1	1,347	587	2.3	72	60	1.2
260	Khulna RWH	Mathbaria	30,000	14,203	2.1	7,110	16,749	0.4	85	64	1.3	3,030	1,571	1.9	0	59	0.0
261	Khulna RWH	Mollahat	30,100	11,221	2.7	13,290	10,569	1.3	27	11	2.5	1,322	455	2.9	0	9	0.0
262	Khulna RWH	Mongla	44,200	25,460	1.7	4,620	12,038	0.4	50	33	1.5	2,721	1,311	2.1	0	28	0.0
263	Khulna RWH	Morrelganj	51,100	24,600	2.1	3,960	26,952	0.1	44	48	0.9	3,560	2,104	1.7	0	26	0.0
264	Khulna RWH	Nazirpur	25,600	15,894	1.6	4,920	12,698	0.4	100	27	3.7	2,650	1,138	2.3	72	35	2.1
265	Khulna RWH	Paikgachha	30,400	13,151	2.3	30,240	17,427	1.7	60	23	2.6	3,250	1,090	3.0	0	82	0.0
266	Khulna RWH	Phultala	40,800	19,763	2.1	8,040	7,344	1.1	64	67	1.0	1,955	956	2.0	0	52	0.0
267	Khulna RWH	Pirojpur Sadar	27,400	10,304	2.7	9,885	8,820	1.1	82	69	1.2	2,147	1,048	2.0	30	71	0.4
268	Khulna RWH	Rajapur	18,800	8,615	2.2	4,980	5,304	0.9	80	7	11.4	1,221	689	1.8	0	12	0.0
269	Khulna RWH	Rampal	44,600	15,868	2.8	16,840	10,172	1.7	64	20	3.2	1,766	490	3.6	0	22	0.0
270	Khulna RWH	Rupsa	20,000	16,082	1.2	1,680	9,549	0.2	105	41	2.6	875	489	1.8	0	33	0.0
271	Khulna RWH	Sarankhola	29,000	13,454	2.2	13,280	11,779	1.1	111	5	22.2	2,515	1,448	1.7	72	10	7.2
272	Khulna RWH	Satkhira Sadar	134,900	56,774	2.4	14,695	21,097	0.7	172	26	6.6	7,162	4,352	1.6	72	86	0.8
273	Khulna RWH	Shyamnagar	36,200	20,202	1.8	2,955	24,276	0.1	73	29	2.5	2,250	955	2.4	144	68	2.1
274	Khulna RWH	Tala	30,600	17,332	1.8	23,160	17,473	1.3	31	62	0.5	1,375	2,267	0.6	0	80	0.0
275	Khulna RWH	Terokhada	46,100	16,440	2.8	16,425	8,700	1.9	25	17	1.5	1,126	407	2.8	0	35	0.0

SL	Warehouse Name	Upazila Name	Condom			Shukhi			IUD			Injectables			Implant		
			CBL	AMD	MOS	CBL	AMD	MOS	CBL	AMD	MOS	CBL	AMD	MOS	CBL	AMD	MOS
276	Kushtia RWH	Alamdanga	17,600	20,450	0.9	13,365	17,615	0.8	45	20	2.3	3,700	3,161	1.2	72	90	0.8
277	Kushtia RWH	Bheramara	19,800	20,764	1.0	8,490	10,142	0.8	31	10	3.1	424	1,559	0.3	107	12	8.9
278	Kushtia RWH	Chuadanga Sadar	4,000	38,288	0.1	9,990	14,912	0.7	54	54	1.0	3,523	3,586	1.0	0	84	0.0
279	Kushtia RWH	Damurhuda	16,600	19,260	0.9	6,916	11,816	0.6	51	25	2.0	3,193	3,141	1.0	72	41	1.8
280	Kushtia RWH	Daulatpur	16,400	38,288	0.4	11,860	20,402	0.6	30	5	6.0	5,191	3,841	1.4	72	26	2.8
281	Kushtia RWH	Gangni	6,900	33,396	0.2	14,595	16,359	0.9	31	30	1.0	5,081	4,526	1.1	72	45	1.6
282	Kushtia RWH	Jiban Nagar	15,100	15,807	1.0	7,890	10,854	0.7	90	36	2.5	2,775	1,873	1.5	0	84	0.0
283	Kushtia RWH	Khoksa	7,300	15,082	0.5	5,080	7,847	0.6	32	2	16.0	518	470	1.1	0	23	0.0
284	Kushtia RWH	Kumarkhali	10,480	32,083	0.3	11,347	14,080	0.8	106	13	8.2	4,550	2,475	1.8	72	41	1.8
285	Kushtia RWH	Kushtia Sadar	6,600	50,235	0.1	4,020	25,858	0.2	69	30	2.3	6,201	4,815	1.3	216	97	2.2
286	Kushtia RWH	Meherpur Sadar	11,500	31,945	0.4	13,443	10,812	1.2	51	30	1.7	3,697	2,729	1.4	73	37	2.0
287	Kushtia RWH	Mirpur	19,400	28,941	0.7	12,570	17,236	0.7	44	8	5.5	3,147	2,488	1.3	72	36	2.0
288	Kushtia RWH	Mujib Nagar	14,600	8,395	1.7	5,775	2,930	2.0	37	3	12.3	1,631	1,372	1.2	0	27	0.0
289	Mymensingh RWH	Atpara	5,800	7,065	0.8	3,665	10,342	0.4	8	6	1.3	833	713	1.2	217	106	2.0
290	Mymensingh RWH	Austagram	4,200	13,317	0.3	4,437	9,891	0.4	46	26	1.8	2,553	1,152	2.2	144	38	3.8
291	Mymensingh RWH	Bajitpur	700	15,358	0.0	3,270	14,252	0.2	166	26	6.4	1,337	782	1.7	288	80	3.6
292	Mymensingh RWH	Barhatta	5,100	10,884	0.5	4,350	10,048	0.4	18	4	4.5	3,946	1,246	3.2	2	27	0.1
293	Mymensingh RWH	Bhairab	13,500	27,225	0.5	5,565	19,237	0.3	80	26	3.1	3,138	1,954	1.6	0	120	0.0
294	Mymensingh RWH	Bhaluka	21,900	25,340	0.9	7,245	27,097	0.3	164	61	2.7	3,399	1,556	2.2	100	129	0.8
295	Mymensingh RWH	Dharampasha	0	18,980	0.0	0	17,243	0.0	50	8	6.3	5,500	1,767	3.1	0	121	0.0
296	Mymensingh RWH	Dhobaura	2,100	17,236	0.1	2,355	13,720	0.2	27	10	2.7	2,000	1,296	1.5	155	24	6.5
297	Mymensingh RWH	Durgapur	7,400	16,094	0.5	720	14,275	0.1	45	20	2.3	3,583	1,431	2.5	0	47	0.0
298	Mymensingh RWH	Fulbaria	300	20,264	0.0	225	33,266	0.0	57	41	1.4	853	1,687	0.5	0	51	0.0
299	Mymensingh RWH	Gaffargaon	11,240	42,875	0.3	11,731	31,704	0.4	53	22	2.4	1,633	2,291	0.7	216	65	3.3
300	Mymensingh RWH	Gauripur	18,732	18,840	1.0	3,435	19,835	0.2	27	41	0.7	1,936	1,643	1.2	0	97	0.0

SL	Warehouse Name	Upazila Name	Condom			Shukhi			IUD			Injectables			Implant		
			CBL	AMD	MOS	CBL	AMD	MOS	CBL	AMD	MOS	CBL	AMD	MOS	CBL	AMD	MOS
301	Mymensingh RWH	Haluaghat	11,700	17,826	0.7	3,960	23,184	0.2	63	20	3.2	1,912	1,817	1.1	0	83	0.0
302	Mymensingh RWH	Hossainpur	3,600	14,165	0.3	360	17,003	0.0	5	32	0.2	1,407	1,315	1.1	0	53	0.0
303	Mymensingh RWH	Ishwarganj	8,000	18,443	0.4	5,355	40,712	0.1	58	10	5.8	633	1,864	0.3	216	72	3.0
304	Mymensingh RWH	Itna	4,000	16,751	0.2	2,880	14,318	0.2	70	16	4.4	1,520	638	2.4	72	98	0.7
305	Mymensingh RWH	Kalmakanda	3,600	22,312	0.2	720	19,463	0.0	58	4	14.5	2,915	1,160	2.5	72	32	2.3
306	Mymensingh RWH	Karimganj	8,900	15,308	0.6	5,295	16,673	0.3	3	43	0.1	2,726	1,065	2.6	0	130	0.0
307	Mymensingh RWH	Katiadi	6,100	29,253	0.2	2,423	17,270	0.1	22	37	0.6	1,626	1,957	0.8	74	93	0.8
308	Mymensingh RWH	Kendua	100	14,858	0.0	210	21,049	0.0	12	33	0.4	1,446	1,356	1.1	18	86	0.2
309	Mymensingh RWH	Khaliajuri	8,600	4,697	1.8	7,320	4,012	1.8	58	3	19.3	1,018	485	2.1	72	30	2.4
310	Mymensingh RWH	Kishoreganj Sadar	7,500	31,539	0.2	7,815	26,964	0.3	110	126	0.9	1,567	2,418	0.6	144	141	1.0
311	Mymensingh RWH	Kuliar Char	1,400	16,118	0.1	165	13,636	0.0	50	16	3.1	2,656	1,150	2.3	216	68	3.2
312	Mymensingh RWH	Madan	4,460	11,841	0.4	1,065	12,745	0.1	5	6	0.8	983	730	1.3	72	39	1.8
313	Mymensingh RWH	Mithamain	4,100	10,145	0.4	405	7,758	0.1	102	12	8.5	900	242	3.7	432	34	12.7
314	Mymensingh RWH	Mohanganj	8,100	8,587	0.9	8,030	13,314	0.6	81	14	5.8	1,758	884	2.0	0	97	0.0
315	Mymensingh RWH	Muktagachha	19,400	23,695	0.8	9,075	32,825	0.3	54	9	6.0	3,557	1,737	2.0	0	86	0.0
316	Mymensingh RWH	Mymensingh Sadar	7,300	72,707	0.1	5,355	46,976	0.1	125	183	0.7	189	3,959	0.0	74	454	0.2
317	Mymensingh RWH	Nandail	10,100	13,760	0.7	1,005	44,677	0.0	18	44	0.4	725	2,357	0.3	8	65	0.1
318	Mymensingh RWH	Netrakona Sadar	5,160	20,015	0.3	1,740	22,507	0.1	65	4	16.3	4,616	2,287	2.0	100	110	0.9
319	Mymensingh RWH	Nikli	3,100	12,711	0.2	1,925	8,316	0.2	34	21	1.6	1,390	875	1.6	144	82	1.8
320	Mymensingh RWH	Pakundia	3,700	18,185	0.2	2,325	16,513	0.1	27	29	0.9	1,968	1,163	1.7	72	74	1.0
321	Mymensingh RWH	Phulpur	5,100	24,567	0.2	0	42,059	0.0	93	85	1.1	677	2,307	0.3	0	177	0.0
322	Mymensingh RWH	Purbadhala	0	15,095	0.0	375	22,246	0.0	62	5	12.4	3,893	1,849	2.1	72	138	0.5
323	Mymensingh RWH	Tarail	9,950	19,864	0.5	7,725	12,029	0.6	32	24	1.3	1,789	737	2.4	0	45	0.0
324	Mymensingh RWH	Trishal	9,700	28,305	0.3	1,995	36,426	0.1	42	36	1.2	3,012	1,802	1.7	128	64	2.0
325	Noakhali RWH	Begumganj	8,600	25,437	0.3	8,040	15,141	0.5	0	90	0.0	698	2,106	0.3	0	160	0.0

SL	Warehouse Name	Upazila Name	Condom			Shukhi			IUD			Injectables			Implant		
			CBL	AMD	MOS	CBL	AMD	MOS	CBL	AMD	MOS	CBL	AMD	MOS	CBL	AMD	MOS
326	Noakhali RWH	Chatkhil	21,215	5,383	3.9	9,764	4,960	2.0	19	26	0.7	1,417	847	1.7	0	28	0.0
327	Noakhali RWH	Chhagalnaiya	43,500	10,565	4.1	26,880	7,738	3.5	50	21	2.4	2,527	1,088	2.3	200	34	5.9
328	Noakhali RWH	Companiganj	0	14,350	0.0	9,900	8,155	1.2	57	31	1.8	2,583	1,700	1.5	150	26	5.8
329	Noakhali RWH	Daganbhuiyan	3,900	16,615	0.2	14,010	6,879	2.0	38	30	1.3	3,216	1,111	2.9	100	82	1.2
330	Noakhali RWH	Feni Sadar	7,400	47,039	0.2	15,924	21,645	0.7	2	136	0.0	5,441	3,872	1.4	8	172	0.0
331	Noakhali RWH	Fulgazi	1,400	11,848	0.1	15,885	5,815	2.7	29	14	2.1	1,477	656	2.3	200	17	11.8
332	Noakhali RWH	Hatiya	2,600	21,285	0.1	2,655	15,583	0.2	22	48	0.5	785	2,766	0.3	150	176	0.9
333	Noakhali RWH	Kabirhat	200	12,796	0.0	11,952	7,617	1.6	45	16	2.8	0	1,630	0.0	10	74	0.1
334	Noakhali RWH	Kamalnagar	9,400	11,840	0.8	91,584	5,557	16.5	50	25	2.0	4,599	2,020	2.3	200	62	3.2
335	Noakhali RWH	Lakshmipur Sadar	2,400	20,078	0.1	8,559	17,966	0.5	0	52	0.0	1,975	4,303	0.5	42	207	0.2
336	Noakhali RWH	Noakhali Sadar	7,900	32,794	0.2	8,850	16,725	0.5	18	71	0.3	1,193	3,256	0.4	105	119	0.9
337	Noakhali RWH	Parshuram	1,800	16,736	0.1	32,939	5,625	5.9	80	11	7.3	2,381	822	2.9	100	32	3.1
338	Noakhali RWH	Ramganj	4,600	8,198	0.6	11,240	5,561	2.0	46	27	1.7	3,537	1,484	2.4	100	71	1.4
339	Noakhali RWH	Ramgati	11,657	9,037	1.3	142,738	7,185	19.9	45	30	1.5	5,463	2,692	2.0	200	58	3.4
340	Noakhali RWH	Roypur	14,800	4,721	3.1	51,690	9,221	5.6	5	45	0.1	5,520	1,662	3.3	0	74	0.0
341	Noakhali RWH	Senbagh	1,300	15,998	0.1	48,000	9,594	5.0	89	24	3.7	2,468	1,435	1.7	0	87	0.0
342	Noakhali RWH	Sonagazi	3,800	16,870	0.2	239,775	10,494	22.8	5	33	0.2	3,025	2,155	1.4	0	75	0.0
343	Noakhali RWH	Sonaimuri	15,700	8,937	1.8	92,625	6,412	14.4	89	21	4.2	3,961	1,461	2.7	105	73	1.4
344	Noakhali RWH	Subarnachar	1,800	18,529	0.1	13,605	9,659	1.4	125	6	20.8	1,207	1,541	0.8	0	40	0.0
345	Pabna RWH	Atgharia	1,600	8,988	0.2	25,245	9,341	2.7	60	22	2.7	690	514	1.3	0	57	0.0
346	Pabna RWH	Belkuchi	80	49,900	0.0	24,380	24,650	1.0	47	39	1.2	4,780	2,129	2.2	0	33	0.0
347	Pabna RWH	Bera	1,800	11,676	0.2	10,245	12,656	0.8	108	70	1.5	2,642	1,439	1.8	20	34	0.6
348	Pabna RWH	Bhangura	5,300	9,029	0.6	44,480	7,087	6.3	63	22	2.9	212	200	1.1	0	34	0.0
349	Pabna RWH	Chatmohar	0	31,641	0.0	17,370	25,940	0.7	80	57	1.4	2,258	1,131	2.0	0	88	0.0
350	Pabna RWH	Faridpur	1,999	7,460	0.3	25,935	5,057	5.1	0	27	0.0	1,898	1,013	1.9	0	32	0.0

SL	Warehouse Name	Upazila Name	Condom			Shukhi			IUD			Injectables			Implant		
			CBL	AMD	MOS	CBL	AMD	MOS	CBL	AMD	MOS	CBL	AMD	MOS	CBL	AMD	MOS
351	Pabna RWH	Ishwardi	11,496	33,155	0.3	25,065	17,079	1.5	72	49	1.5	3,603	1,912	1.9	100	117	0.9
352	Pabna RWH	Kamarkhanda	0	8,869	0.0	5,845	8,298	0.7	5	33	0.2	2,440	1,150	2.1	0	53	0.0
353	Pabna RWH	Kazipur	4,000	34,231	0.1	12,465	16,956	0.7	100	72	1.4	5,800	2,443	2.4	144	113	1.3
354	Pabna RWH	Pabna Sadar	0	70,387	0.0	11,985	59,338	0.2	40	155	0.3	3,200	7,590	0.4	50	110	0.5
355	Pabna RWH	Royganj	1,200	27,814	0.0	7,200	23,920	0.3	4	71	0.1	4,100	2,621	1.6	0	78	0.0
356	Pabna RWH	Santhia	0	27,624	0.0	24,525	27,284	0.9	40	42	1.0	9,000	3,537	2.5	100	68	1.5
357	Pabna RWH	Shahjadpur	100	56,202	0.0	30,570	33,663	0.9	193	177	1.1	7,636	9,148	0.8	0	212	0.0
358	Pabna RWH	Sirajganj Sadar	1,100	41,668	0.0	9,030	25,949	0.3	70	63	1.1	7,625	4,201	1.8	0	122	0.0
359	Pabna RWH	Sujanagar	1,700	16,347	0.1	10,965	14,391	0.8	3	76	0.0	5,198	2,420	2.1	0	62	0.0
360	Pabna RWH	Tarash	500	14,676	0.0	24,600	17,247	1.4	1	65	0.0	2,037	1,000	2.0	0	87	0.0
361	Pabna RWH	Ullah Para	600	69,019	0.0	32,070	46,041	0.7	197	147	1.3	7,900	4,719	1.7	0	134	0.0
362	Patuakhali RWH	Amtali	23,300	13,841	1.7	28,440	20,205	1.4	82	20	4.1	2,364	2,108	1.1	0	200	0.0
363	Patuakhali RWH	Bakerganj	30,200	19,681	1.5	21,915	15,130	1.4	62	32	1.9	2,169	2,086	1.0	0	103	0.0
364	Patuakhali RWH	Bamna	8,800	2,891	3.0	8,460	4,468	1.9	50	16	3.1	204	219	0.9	0	83	0.0
365	Patuakhali RWH	Barguna Sadar	17,500	12,720	1.4	22,594	15,629	1.4	11	85	0.1	4,095	3,789	1.1	0	177	0.0
366	Patuakhali RWH	Bauphal	19,200	11,029	1.7	30,540	17,547	1.7	60	46	1.3	1,650	2,362	0.7	0	104	0.0
367	Patuakhali RWH	Betagi	8,200	4,947	1.7	10,665	5,174	2.1	45	20	2.3	935	725	1.3	0	62	0.0
368	Patuakhali RWH	Dashmina	8,000	3,264	2.5	9,675	5,288	1.8	61	19	3.2	1,250	822	1.5	100	67	1.5
369	Patuakhali RWH	Dumki	5,100	3,399	1.5	3,420	3,156	1.1	20	11	1.8	403	494	0.8	100	23	4.3
370	Patuakhali RWH	Galachipa	18,200	8,514	2.1	40,704	20,113	2.0	3	40	0.1	2,547	3,293	0.8	50	77	0.6
371	Patuakhali RWH	Kalapara	19,800	11,929	1.7	21,870	15,725	1.4	117	47	2.5	2,684	3,391	0.8	322	104	3.1
372	Patuakhali RWH	Mirzaganj	16,700	7,227	2.3	14,065	6,798	2.1	30	15	2.0	560	559	1.0	0	53	0.0
373	Patuakhali RWH	Nalchity	19,300	7,021	2.7	11,370	6,812	1.7	30	21	1.4	1,290	1,498	0.9	72	42	1.7
374	Patuakhali RWH	Patharghata	13,800	6,611	2.1	16,035	7,748	2.1	46	23	2.0	1,392	1,373	1.0	0	59	0.0
375	Patuakhali RWH	Patuakhali Sadar	28,800	15,309	1.9	21,615	12,933	1.7	116	97	1.2	3,700	3,500	1.1	100	104	1.0

SL	Warehouse Name	Upazila Name	Condom			Shukhi			IUD			Injectables			Implant		
			CBL	AMD	MOS	CBL	AMD	MOS	CBL	AMD	MOS	CBL	AMD	MOS	CBL	AMD	MOS
376	Rajshahi RWH	Bagatipara	500	15,099	0.0	37,335	7,901	4.7	0	12	0.0	1,143	426	2.7	0	76	0.0
377	Rajshahi RWH	Bagha	12,300	24,833	0.5	18,720	9,573	2.0	0	16	0.0	2,447	1,625	1.5	0	29	0.0
378	Rajshahi RWH	Baghmara	5,700	39,952	0.1	53,805	28,095	1.9	123	64	1.9	4,272	2,264	1.9	0	47	0.0
379	Rajshahi RWH	Baraigram	26,800	34,657	0.8	41,160	20,351	2.0	65	52	1.3	5,302	2,723	1.9	0	126	0.0
380	Rajshahi RWH	Bholahat	4,100	7,525	0.5	8,115	5,002	1.6	21	5	4.2	1,506	717	2.1	0	24	0.0
381	Rajshahi RWH	Boalia	21,600	120,841	0.2	22,395	10,810	2.1	118	75	1.6	5,650	2,817	2.0	0	79	0.0
382	Rajshahi RWH	Chapai Nababganj Sadar	0	47,917	0.0	34,010	20,572	1.7	60	60	1.0	8,020	3,793	2.1	0	104	0.0
383	Rajshahi RWH	Charghat	300	22,028	0.0	27,900	13,459	2.1	17	16	1.1	1,370	938	1.5	0	46	0.0
384	Rajshahi RWH	Durgapur	2,800	18,459	0.2	23,280	8,949	2.6	23	9	2.6	1,282	585	2.2	0	40	0.0
385	Rajshahi RWH	Godagari	6,600	37,123	0.2	24,915	17,903	1.4	0	38	0.0	4,337	3,129	1.4	0	54	0.0
386	Rajshahi RWH	Gomastapur	6,900	24,145	0.3	11,910	14,985	0.8	36	17	2.1	2,351	1,347	1.7	0	33	0.0
387	Rajshahi RWH	Gurudaspur	96	32,412	0.0	23,151	19,424	1.2	57	18	3.2	3,021	1,348	2.2	0	142	0.0
388	Rajshahi RWH	Lalpur	1,500	24,912	0.1	105,975	18,294	5.8	29	28	1.0	3,705	1,886	2.0	0	121	0.0
389	Rajshahi RWH	Mohanpur	24,500	19,505	1.3	27,710	13,446	2.1	25	9	2.8	4,104	2,101	2.0	0	88	0.0
390	Rajshahi RWH	Nachole	6,000	11,165	0.5	7,035	5,916	1.2	21	5	4.2	2,200	1,147	1.9	0	18	0.0
391	Rajshahi RWH	Natore Sadar	1,500	46,505	0.0	23,880	19,167	1.2	250	97	2.6	3,428	1,766	1.9	0	208	0.0
392	Rajshahi RWH	Paba	0	48,141	0.0	31,179	16,355	1.9	10	12	0.8	5,988	3,966	1.5	0	110	0.0
393	Rajshahi RWH	Puthia	17,600	25,190	0.7	29,115	13,039	2.2	34	23	1.5	2,598	1,398	1.9	0	115	0.0
394	Rajshahi RWH	Shibganj	0	38,487	0.0	50,175	24,528	2.0	50	35	1.4	5,246	2,678	2.0	0	72	0.0
395	Rajshahi RWH	Singra	32,400	37,459	0.9	28,500	26,278	1.1	50	39	1.3	4,796	2,357	2.0	5	162	0.0
396	Rajshahi RWH	Tanore	7,400	16,172	0.5	30,525	14,045	2.2	58	22	2.6	2,097	1,195	1.8	0	145	0.0
397	Rangamati RWH	Baghaichhari	33,100	8,060	4.1	20,940	5,272	4.0	33	10	3.3	1,975	360	5.5	55	18	3.1
398	Rangamati RWH	Barkal	27,500	4,983	5.5	16,635	3,254	5.1	96	4	24.0	1,189	431	2.8	55	13	4.2
399	Rangamati RWH	Belai Chhari	35,064	1,897	18.5	10,445	2,183	4.8	74	2	37.0	495	112	4.4	50	21	2.4
400	Rangamati RWH	Jurai Chhari	18,500	2,450	7.6	8,520	1,943	4.4	46	5	9.2	864	152	5.7	20	19	1.1

SL	Warehouse Name	Upazila Name	Condom			Shukhi			IUD			Injectables			Implant		
			CBL	AMD	MOS	CBL	AMD	MOS	CBL	AMD	MOS	CBL	AMD	MOS	CBL	AMD	MOS
401	Rangamati RWH	Kaptai	5,800	5,403	1.1	3,915	2,493	1.6	23	3	7.7	843	419	2.0	92	43	2.1
402	Rangamati RWH	Kawkhali (betbunia)	11,400	4,934	2.3	7,730	3,108	2.5	51	9	5.7	1,205	597	2.0	22	44	0.5
403	Rangamati RWH	Langadu	20,800	10,686	1.9	14,985	6,809	2.2	42	21	2.0	662	436	1.5	46	31	1.5
404	Rangamati RWH	Naniarchar	22,200	5,710	3.9	22,212	4,236	5.2	33	13	2.5	1,223	244	5.0	26	32	0.8
405	Rangamati RWH	Rajasthali	20,000	1,457	13.7	5,595	1,531	3.7	61	3	20.3	1,193	81	14.7	75	35	2.1
406	Rangamati RWH	Rangamati Sadar	25,500	10,200	2.5	17,880	6,219	2.9	45	48	0.9	1,581	726	2.2	20	67	0.3
407	Rangpur RWH	Aditmari	2,400	13,258	0.2	824	13,695	0.1	88	86	1.0	1,339	2,522	0.5	0	156	0.0
408	Rangpur RWH	Badarganj	33,400	12,851	2.6	71,605	26,765	2.7	10	54	0.2	3,400	2,632	1.3	0	152	0.0
409	Rangpur RWH	Bhurungamari	1,893	24,086	0.1	9,391	23,679	0.4	10	52	0.2	2,691	2,520	1.1	0	91	0.0
410	Rangpur RWH	Chilmari	400	9,527	0.0	2,350	14,874	0.2	52	22	2.4	1,021	949	1.1	144	79	1.8
411	Rangpur RWH	Dimla	800	6,068	0.1	21,825	19,972	1.1	75	35	2.1	3,582	2,608	1.4	144	171	0.8
412	Rangpur RWH	Domar	400	8,400	0.0	9,575	16,951	0.6	36	17	2.1	1,741	2,570	0.7	0	179	0.0
413	Rangpur RWH	Fulchhari	300	20,370	0.0	210	11,432	0.0	46	34	1.4	53	1,508	0.0	0	87	0.0
414	Rangpur RWH	Gaibandha Sadar	1,800	29,141	0.1	4,035	34,539	0.1	2	164	0.0	3,703	5,407	0.7	0	338	0.0
415	Rangpur RWH	Gangachara	20	11,817	0.0	62,470	22,389	2.8	0	57	0.0	6,005	3,436	1.7	0	171	0.0
416	Rangpur RWH	Gobindaganj	4,299	47,889	0.1	19,705	39,576	0.5	36	57	0.6	5,787	3,476	1.7	0	144	0.0
417	Rangpur RWH	Hatibandha	12,600	10,966	1.1	72,300	15,120	4.8	35	37	0.9	3,290	2,375	1.4	0	132	0.0
418	Rangpur RWH	Jaldhaka	900	13,911	0.1	1,290	26,422	0.0	27	43	0.6	3,307	3,212	1.0	100	154	0.6
419	Rangpur RWH	Kaliganj	700	7,088	0.1	45,120	14,984	3.0	13	50	0.3	2,373	1,755	1.4	0	135	0.0
420	Rangpur RWH	Kaunia	1,200	13,938	0.1	3,345	13,681	0.2	15	26	0.6	4,010	2,308	1.7	0	99	0.0
421	Rangpur RWH	Kishoreganj	3,700	5,429	0.7	2,785	18,388	0.2	48	27	1.8	1,885	1,768	1.1	0	195	0.0
422	Rangpur RWH	Kurigram Sadar	200	13,463	0.0	28	22,169	0.0	20	57	0.4	4,861	2,859	1.7	144	93	1.5
423	Rangpur RWH	Lalmonirhat Sadar	100	12,458	0.0	4,315	18,489	0.2	2	23	0.1	3,733	3,165	1.2	0	138	0.0
424	Rangpur RWH	Mitha Pukur	1,000	26,365	0.0	2,295	33,974	0.1	71	35	2.0	6,180	3,420	1.8	0	206	0.0
425	Rangpur RWH	Nageshwari	4,000	12,558	0.3	48,233	31,914	1.5	45	62	0.7	6,131	3,252	1.9	0	96	0.0

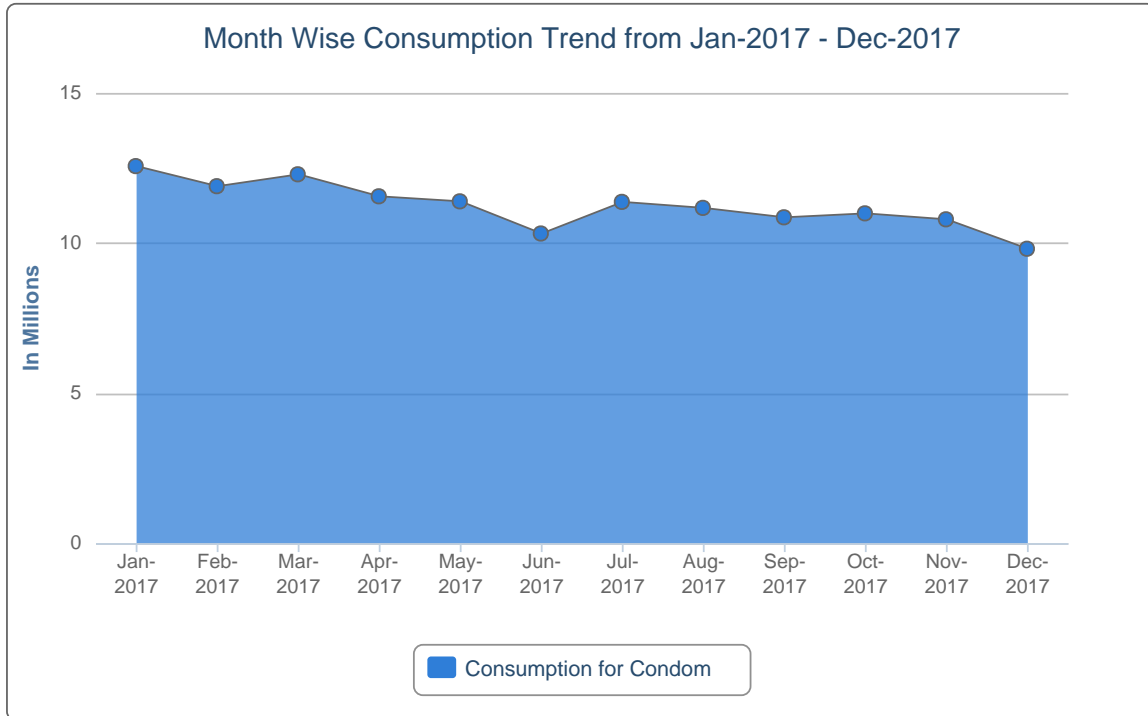
SL	Warehouse Name	Upazila Name	Condom			Shukhi			IUD			Injectables			Implant		
			CBL	AMD	MOS	CBL	AMD	MOS	CBL	AMD	MOS	CBL	AMD	MOS	CBL	AMD	MOS
426	Rangpur RWH	Nilphamari Sadar	600	13,333	0.0	3,660	35,730	0.1	61	72	0.8	2,001	3,960	0.5	0	132	0.0
427	Rangpur RWH	Palashbari	1,076	7,313	0.1	4,575	19,920	0.2	13	29	0.4	3,277	2,077	1.6	0	137	0.0
428	Rangpur RWH	Patgram	3,000	6,751	0.4	49,320	14,364	3.4	35	14	2.5	2,224	1,630	1.4	72	80	0.9
429	Rangpur RWH	Phulbari	900	5,276	0.2	1,680	14,405	0.1	26	67	0.4	830	2,833	0.3	0	68	0.0
430	Rangpur RWH	Pirgachha	1,400	20,358	0.1	9,851	25,558	0.4	184	92	2.0	3,975	3,005	1.3	0	120	0.0
431	Rangpur RWH	Pirganj	11,800	30,066	0.4	7,365	37,636	0.2	80	94	0.9	4,000	3,219	1.2	0	174	0.0
432	Rangpur RWH	Rajarhat	700	13,915	0.1	0	17,541	0.0	5	59	0.1	3,307	2,680	1.2	0	117	0.0
433	Rangpur RWH	Rangpur Sadar	1,500	37,339	0.0	13,000	33,971	0.4	176	111	1.6	9,005	5,014	1.8	0	340	0.0
434	Rangpur RWH	Sadullapur	400	27,308	0.0	7,820	24,561	0.3	101	79	1.3	4,377	3,681	1.2	0	104	0.0
435	Rangpur RWH	Saghata	4,300	8,934	0.5	720	21,893	0.0	41	41	1.0	1,290	1,452	0.9	0	84	0.0
436	Rangpur RWH	Saidpur	3,400	30,102	0.1	8,175	14,785	0.6	121	28	4.3	2,404	1,727	1.4	0	149	0.0
437	Rangpur RWH	Sundarganj	500	37,773	0.0	17,741	42,510	0.4	210	130	1.6	5,783	6,102	0.9	0	324	0.0
438	Rangpur RWH	Taraganj	5,100	5,924	0.9	2,197	11,782	0.2	1	21	0.0	2,005	1,110	1.8	0	125	0.0
439	Rangpur RWH	Ulipur	3,000	21,133	0.1	19,845	40,678	0.5	12	68	0.2	5,242	3,571	1.5	184	93	2.0
440	Sylhet RWH	Ajmiriganj	900	3,996	0.2	2,685	5,799	0.5	12	3	4.0	681	281	2.4	73	24	3.0
441	Sylhet RWH	Bahubal	4,300	7,492	0.6	11,481	6,841	1.7	59	10	5.9	951	423	2.2	100	36	2.8
442	Sylhet RWH	Balaganj	9,100	44,271	0.2	31,830	14,770	2.2	52	13	4.0	4,061	2,163	1.9	5	91	0.1
443	Sylhet RWH	Baniachong	40	12,097	0.0	10,930	14,400	0.8	94	7	13.4	503	968	0.5	4	39	0.1
444	Sylhet RWH	Barlekha	1,840	10,333	0.2	13,635	8,508	1.6	124	14	8.9	2,085	683	3.1	0	46	0.0
445	Sylhet RWH	Beani Bazar	0	18,627	0.0	7,998	6,723	1.2	51	15	3.4	231	672	0.3	5	34	0.1
446	Sylhet RWH	Bishwambarpur	0	6,673	0.0	9,575	7,006	1.4	40	10	4.0	1,140	667	1.7	76	15	5.1
447	Sylhet RWH	Bishwanath	3,800	8,515	0.4	3,064	4,077	0.8	62	15	4.1	1,344	446	3.0	102	60	1.7
448	Sylhet RWH	Chhatak	400	16,739	0.0	6,878	10,668	0.6	21	57	0.4	1,053	681	1.5	35	26	1.3
449	Sylhet RWH	Chunarughat	230	8,893	0.0	23,275	14,083	1.7	19	12	1.6	2,000	1,269	1.6	50	50	1.0
450	Sylhet RWH	Companiganj	4,900	14,635	0.3	11,355	7,159	1.6	82	2	41.0	724	1,554	0.5	20	52	0.4

SL	Warehouse Name	Upazila Name	Condom			Shukhi			IUD			Injectables			Implant		
			CBL	AMD	MOS	CBL	AMD	MOS	CBL	AMD	MOS	CBL	AMD	MOS	CBL	AMD	MOS
451	Sylhet RWH	Dakshin Sunamganj	300	9,593	0.0	5,205	7,010	0.7	44	7	6.3	1,911	683	2.8	50	69	0.7
452	Sylhet RWH	Dakshin Surma	18,300	40,982	0.4	28,785	14,084	2.0	40	6	6.7	2,142	1,218	1.8	50	22	2.3
453	Sylhet RWH	Derai	1,400	30,806	0.0	12,012	12,374	1.0	0	39	0.0	2,062	806	2.6	200	74	2.7
454	Sylhet RWH	Dowarabazar	558	12,581	0.0	58,207	12,224	4.8	52	7	7.4	1,901	1,080	1.8	18	45	0.4
455	Sylhet RWH	Fenchuganj	0	6,495	0.0	5,850	3,559	1.6	29	19	1.5	500	337	1.5	50	17	2.9
456	Sylhet RWH	Golapganj	7,200	30,666	0.2	10,695	7,854	1.4	3	26	0.1	696	706	1.0	105	52	2.0
457	Sylhet RWH	Gowainghat	1,400	25,919	0.1	5,415	12,517	0.4	46	32	1.4	3,237	2,840	1.1	20	45	0.4
458	Sylhet RWH	Habiganj Sadar	3,410	21,246	0.2	12,895	14,559	0.9	45	71	0.6	2,756	1,510	1.8	0	67	0.0
459	Sylhet RWH	Jagannathpur	2,500	13,980	0.2	10,215	7,868	1.3	8	23	0.3	10	480	0.0	113	55	2.1
460	Sylhet RWH	Jaintiapur	600	20,012	0.0	8,808	7,335	1.2	17	20	0.9	1,053	2,216	0.5	20	51	0.4
461	Sylhet RWH	Jamalganj	0	13,688	0.0	4,300	11,132	0.4	64	12	5.3	2,628	1,185	2.2	50	37	1.4
462	Sylhet RWH	Juri	300	8,026	0.0	7,985	5,737	1.4	55	33	1.7	1,025	505	2.0	44	29	1.5
463	Sylhet RWH	Kamalganj	1,000	16,394	0.1	10,410	16,371	0.6	10	40	0.3	1,150	1,407	0.8	40	73	0.5
464	Sylhet RWH	Kanaighat	4,560	34,296	0.1	16,845	13,182	1.3	24	21	1.1	1,177	2,515	0.5	50	46	1.1
465	Sylhet RWH	Kulaura	100	11,644	0.0	10,700	11,233	1.0	107	10	10.7	425	2,577	0.2	20	56	0.4
466	Sylhet RWH	Lakhai	0	6,477	0.0	3,630	8,058	0.5	99	3	33.0	481	376	1.3	13	32	0.4
467	Sylhet RWH	Madhabpur	100	15,121	0.0	20,655	19,727	1.0	48	11	4.4	2,192	829	2.6	210	53	4.0
468	Sylhet RWH	Maulvibazar Sadar	900	12,799	0.1	21,835	10,894	2.0	64	65	1.0	2,247	1,081	2.1	100	72	1.4
469	Sylhet RWH	Nabiganj	3,200	7,793	0.4	12,750	12,671	1.0	10	25	0.4	400	673	0.6	10	60	0.2
470	Sylhet RWH	Rajnagar	1,580	9,171	0.2	12,055	9,970	1.2	23	26	0.9	600	1,611	0.4	0	49	0.0
471	Sylhet RWH	Sreemangal	100	16,976	0.0	16,260	15,297	1.1	78	27	2.9	2,043	1,464	1.4	100	107	0.9
472	Sylhet RWH	Sulla	29,000	7,953	3.6	9,615	4,732	2.0	70	4	17.5	289	345	0.8	20	20	1.0
473	Sylhet RWH	Sunamganj Sadar	35,856	15,816	2.3	28,365	9,602	3.0	61	30	2.0	1,188	1,410	0.8	150	78	1.9
474	Sylhet RWH	Sylhet Sadar	2,200	79,250	0.0	6,265	53,132	0.1	58	133	0.4	2,467	9,741	0.3	30	215	0.1
475	Sylhet RWH	Tahirpur	0	17,803	0.0	8,805	11,764	0.7	59	10	5.9	1,100	524	2.1	72	70	1.0

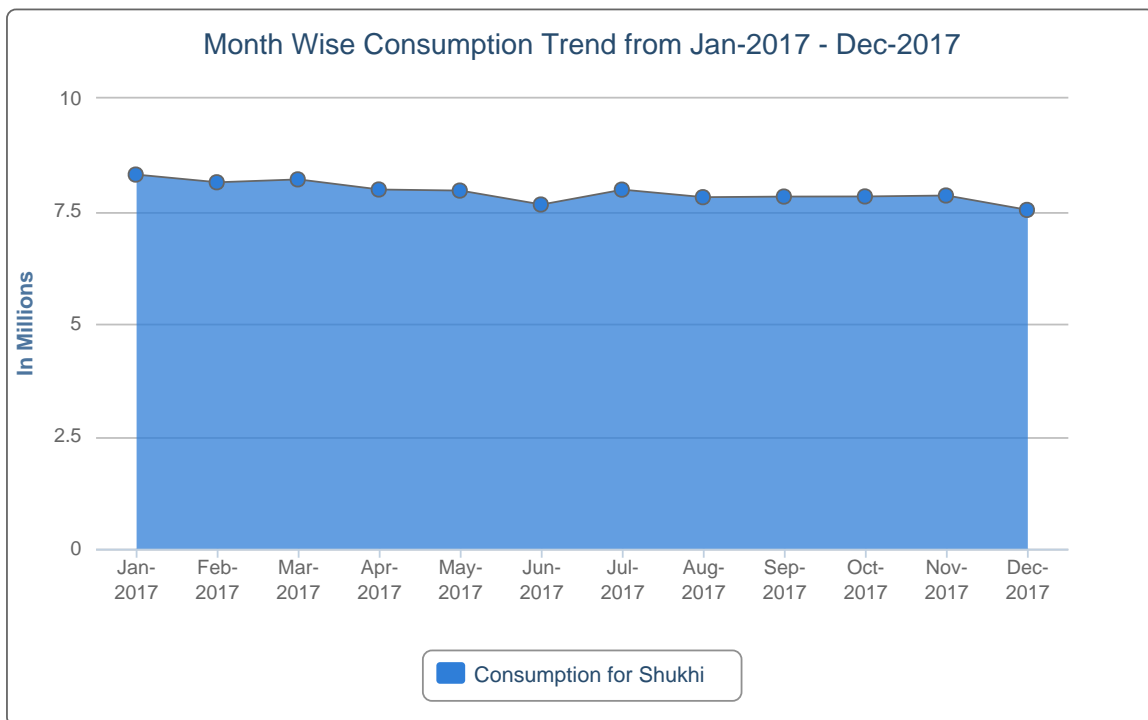
SL	Warehouse Name	Upazila Name	Condom			Shukhi			IUD			Injectables			Implant		
			CBL	AMD	MOS	CBL	AMD	MOS	CBL	AMD	MOS	CBL	AMD	MOS	CBL	AMD	MOS
476	Sylhet RWH	Zakiganj	13,460	43,606	0.3	14,166	13,114	1.1	59	9	6.6	1,465	1,596	0.9	10	116	0.1
477	Tangail RWH	Basail	3,060	21,207	0.1	313,027	15,045	20.8	13	48	0.3	2,635	1,162	2.3	0	98	0.0
478	Tangail RWH	Bhuapur	47,000	26,536	1.8	162,723	19,774	8.2	105	61	1.7	4,077	1,766	2.3	100	98	1.0
479	Tangail RWH	Chauhali	4,198	11,641	0.4	43,128	8,122	5.3	125	15	8.3	5,511	962	5.7	84	32	2.6
480	Tangail RWH	Delduar	20,500	36,630	0.6	186,837	19,433	9.6	100	32	3.1	9,490	1,040	9.1	144	57	2.5
481	Tangail RWH	Ghatail	0	34,232	0.0	14,625	41,654	0.4	60	23	2.6	450	3,703	0.1	0	103	0.0
482	Tangail RWH	Gopalpur	137,900	21,198	6.5	150,270	15,754	9.5	131	36	3.6	3,900	1,782	2.2	216	62	3.5
483	Tangail RWH	Kalihati	7,200	41,652	0.2	13,370	40,493	0.3	125	94	1.3	6,900	5,971	1.2	0	161	0.0
484	Tangail RWH	Madhupur	400	27,794	0.0	195	35,795	0.0	128	29	4.4	5,066	2,982	1.7	144	118	1.2
485	Tangail RWH	Mirzapur	500	26,622	0.0	1,440	29,190	0.0	102	65	1.6	4,317	1,149	3.8	0	73	0.0
486	Tangail RWH	Nagarpur	200	28,382	0.0	13,400	26,722	0.5	91	66	1.4	4,001	2,245	1.8	0	91	0.0
487	Tangail RWH	Sakhipur	400	23,373	0.0	5,325	25,637	0.2	5	45	0.1	4,703	1,128	4.2	0	60	0.0
488	Tangail RWH	Tangail Sadar	200	40,331	0.0	94,965	26,206	3.6	58	98	0.6	2,094	3,494	0.6	0	205	0.0

7. Month-wise Consumption Trend

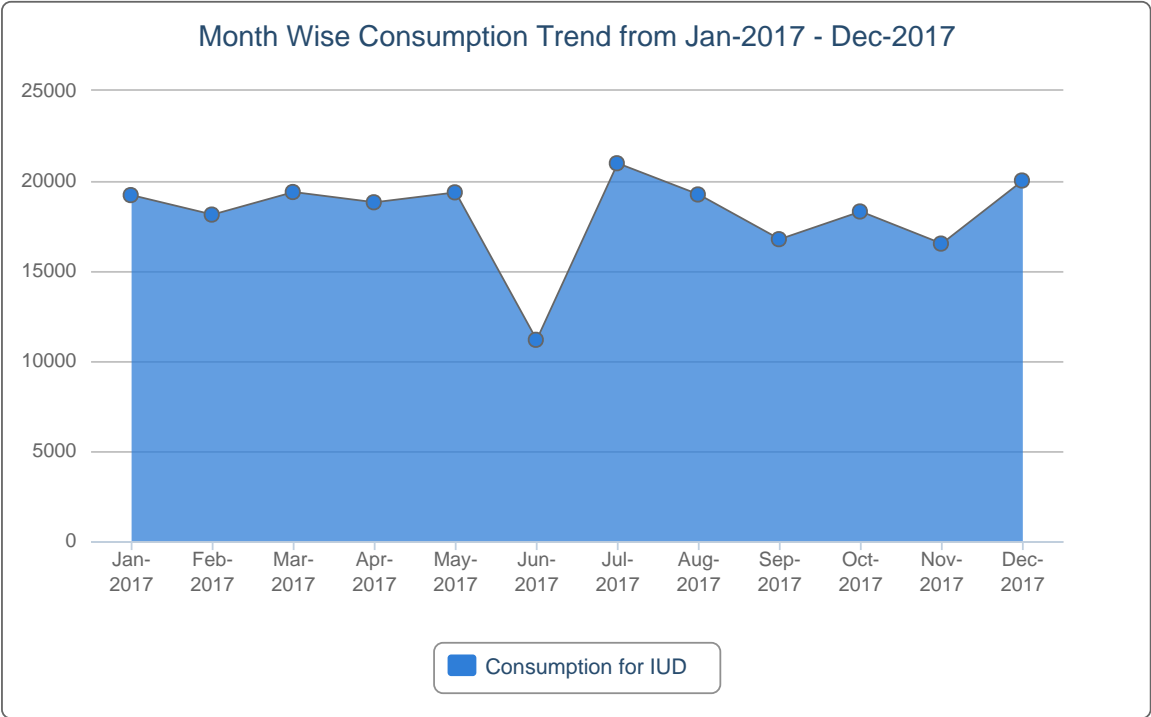
7(a).



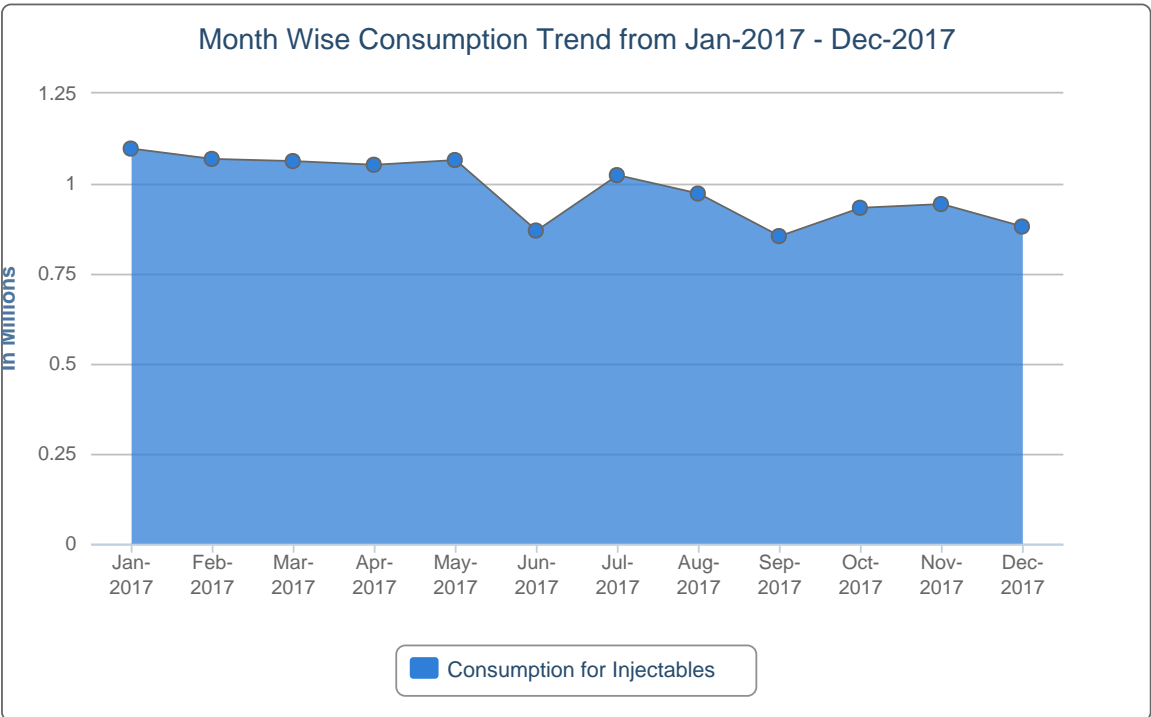
7(b).



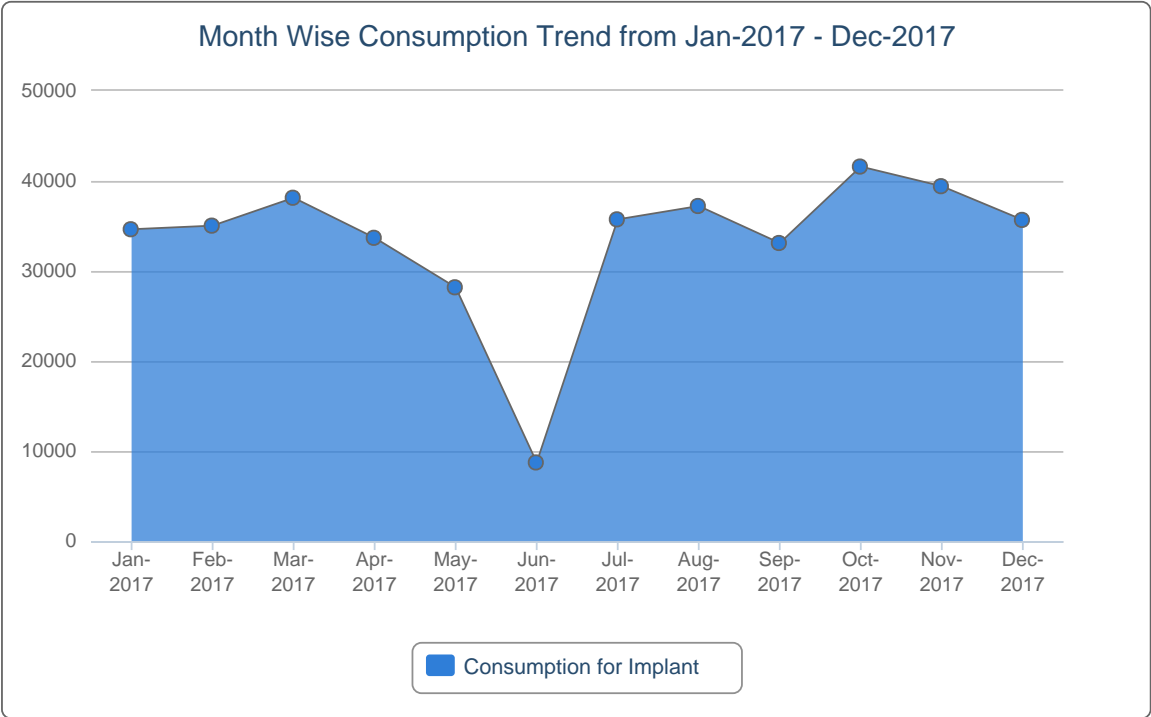
7(c).



7(d).



7(e).



8. Report on Upazila and Warehouse Having Stock Out in last month

SL	Products Name	No of Stockout WH	% of Stockout WH	No of Stockout Upazila Store	% of Stockout Upazila Store	No of Stockout Upazila Field	% of Stockout Upazila Field
1	Condom	6	29%	25	5%	0	0%
2	Shukhi	6	29%	10	2%	0	0%
3	IUD	0	0%	13	3%	0	0%
4	Injectables	0	0%	1	0%	0	0%
5	Implant (Total)	0	0%	-	-	0	0%

List of Stock Out Warehouses

SL	Commodity	Warehouse	Phone
1	Condom	Bogra RWH	051-66706
2	Condom	Rajshahi RWH	0721-772196
3	Condom	Dinajpur RWH	0531-65965
4	Condom	Faridpur RWH	0631-64414
5	Condom	Mymensingh RWH	091-66730
6	Condom	Rangpur RWH	0521-64911
7	Shukhi	Rajshahi RWH	0721-772196
8	Shukhi	Dinajpur RWH	0531-65965
9	Shukhi	Chittagong RWH	031723935
10	Shukhi	Comilla RWH	081-65203
11	Shukhi	Mymensingh RWH	091-66730
12	Shukhi	Rangpur RWH	0521-64911

List of StockOut Upazilas

SL	Commodity	Warehouse	District	Upazila	Phone
1	Condom	Bogra RWH	Dinajpur	Hakimpur, Dinajpur	
2	Condom	Bogra RWH	Joypurhat	Joypurhat Sadar, Joypurhat	
3	Condom	Chittagong RWH	Cox\'s Bazar	Pekua, Cox\'s Bazar	
4	Condom	Dhaka CWH	Dhaka	Tejgaon, Dhaka	
5	Condom	Dinajpur RWH	Dinajpur	Birampur, Dinajpur	
6	Condom	Dinajpur RWH	Dinajpur	Chirirbandar, Dinajpur	
7	Condom	Dinajpur RWH	Dinajpur	Khansama, Dinajpur	
8	Condom	Dinajpur RWH	Dinajpur	Parbatipur, Dinajpur	
9	Condom	Mymensingh RWH	Netrokona	Purbadhala, Netrakona	
10	Condom	Mymensingh RWH	Sunamganj	Dharampasha, Sunamganj	
11	Condom	Noakhali RWH	Noakhali	Companiganj, Noakhali	
12	Condom	Pabna RWH	Pabna	Chatmohar, Pabna	
13	Condom	Pabna RWH	Pabna	Pabna Sadar, Pabna	
14	Condom	Pabna RWH	Pabna	Santhia, Pabna	

15	Condom	Pabna RWH	Sirajganj	Kamarkhanda, Sirajganj	
16	Condom	Rajshahi RWH	Chapai Nababganj	Chapai Nababganj Sadar, Chapai Nababganj	
17	Condom	Rajshahi RWH	Chapai Nababganj	Shibganj, Chapai Nababganj	
18	Condom	Rajshahi RWH	Rajshahi	Paba, Rajshahi	
19	Condom	Sylhet RWH	Habiganj	Lakhai, Habiganj	
20	Condom	Sylhet RWH	Sunamganj	Bishwambarpur, Sunamganj	
21	Condom	Sylhet RWH	Sunamganj	Jamalganj, Sunamganj	
22	Condom	Sylhet RWH	Sunamganj	Tahirpur, Sunamganj	
23	Condom	Sylhet RWH	Sylhet	Beani Bazar, Sylhet	
24	Condom	Sylhet RWH	Sylhet	Fenchuganj, Sylhet	
25	Condom	Tangail RWH	Tangail	Ghatail, Tangail	
26	Shukhi	Faridpur RWH	Barisal	Banari Para, Barisal	
27	Shukhi	Faridpur RWH	Barisal	Wazirpur, Barisal	
28	Shukhi	Faridpur RWH	Faridpur	Bhanga, Faridpur	
29	Shukhi	Faridpur RWH	Faridpur	Nagarkanda, Faridpur	
30	Shukhi	Faridpur RWH	Faridpur	Saltha, Faridpur	
31	Shukhi	Faridpur RWH	Rajbari	Baliakandi, Rajbari	
32	Shukhi	Faridpur RWH	Rajbari	Rajbari Sadar, Rajbari	
33	Shukhi	Mymensingh RWH	Mymensingh	Phulpur, Mymensingh	
34	Shukhi	Mymensingh RWH	Sunamganj	Dharampasha, Sunamganj	
35	Shukhi	Rangpur RWH	Kurigram	Rajarhat, Kurigram	
36	IUD	Comilla RWH	Comilla	Brahman Para, Comilla	
37	IUD	Dhaka CWH	Manikganj	Shibalaya, Manikganj	
38	IUD	Dhaka CWH	Munshiganj	Serajdikhan, Munshiganj	
39	IUD	Dhaka CWH	Munshiganj	Tongibari, Munshiganj	
40	IUD	Faridpur RWH	Faridpur	Char Bhadrasan, Faridpur	
41	IUD	Noakhali RWH	Lakshmipur	Lakshmipur Sadar, Lakshmipur	
42	IUD	Noakhali RWH	Noakhali	Begumganj, Noakhali	
43	IUD	Pabna RWH	Pabna	Faridpur, Pabna	
44	IUD	Rajshahi RWH	Natore	Bagatipara, Natore	
45	IUD	Rajshahi RWH	Rajshahi	Bagha, Rajshahi	
46	IUD	Rajshahi RWH	Rajshahi	Godagari, Rajshahi	
47	IUD	Rangpur RWH	Rangpur	Gangachara, Rangpur	
48	IUD	Sylhet RWH	Sunamganj	Derai, Sunamganj	
49	Injectables	Noakhali RWH	Noakhali	Kabirhat, Noakhali	



This report is generated with the financial support of USAID and the technical assistance from Systems for Improved Access to Pharmaceuticals and Services (SIAPS), implemented by Management Sciences for Health-MSH.

If you need more information, please visit at <https://www.scmpbd.org>